LAFOURCHE PARISH FIRE DISTRICT NO. 3

HURRICANE IDA DAMAGES RESTORATION
PORT FOURCHON FIRE STATION NO. 12

HURRICANE IDA RECOVERY NUMBER: HIR-PF12
FEMA DI-NUMBER: 1209208

412 A.J. ESTAY ROAD
PORT FOURCHON, LAFOURCHE PARISH, LOUISIANA
LATITUDE: 29° 07' 00.17" N
LONGITUDE: 90° 12' 28.56" W

AUGUST 2022



500' 0' 500' 1000' 1500'

VICINITY MAP
NOT TO SCALE

LAFOURCHE PARISH FIRE DISTRICT NO. 3

BOARD MEMBERS

DEVIN DEDON - Fire Chief
REGGIE PITRE - Chairman
AARON MONTEZ - Member
DEAN SAVOIE - Member
MORRIS GUIDRY - Member
TROY DUFRENE - Member

SHEET LIST TABLE	
NUMBER	TITLE
01	TITLE SHEET
02	GENERAL NOTES
03	QUANTITIES
04	VICINITY MAP
05	SITE PLAN
06	BUILDING PLAN (GROUND FLOOR)
07	BUILDING PLAN (SECOND FLOOR)
08	BUILDING PLAN (ATTIC)
09	ROOF PLAN
10	ELEVATION VIEW (FRONT)
11	ELEVATION VIEW (LEFT)
12	ELEVATION VIEW (RIGHT)
13	ELEVATION VIEW (REAR)
14	INTERIOR REPAIRS (GROUND FLOOR) (REFLECTED CEILING PLAN)

SHEET LIST TABLE	
NUMBER	TITLE
15	INTERIOR REPAIRS (PICTURES)
16	INTERIOR REPAIRS (SECOND FLOOR) (REFLECTED CEILING PLAN)
17	INTERIOR REPAIRS (PICTURES)
18	ELECTRICAL PLAN - GROUND FLOOR EXISTING
19	ELECTRICAL PLAN - GROUND FLOOR PROPOSED
20	ELECTRICAL PLAN - SECOND FLOOR EXISTING
21	ELECTRICAL PLAN - SECOND FLOOR PROPOSED
22	MECHANICAL PLAN (SECOND FLOOR)
23	MECHANICAL PLAN (ATTIC)

Approved:_____ Date:_____
Lafourche Parish Fire District No. 3

STATE OF LOUISIANA
KEVAN D. KEISER
License No. 37243
PROFESSIONAL ENGINEER
IN
CIVIL ENGINEERING

Approved:_____ Date: 8/4/22
Kevan D. Keiser, P.E.
Project Engineer
Coastal Design & Infrastructure

TYPE OF CONSTRUCTION BUILDING

GIS CONSULTANTS:

KEVAN D. KEISER - PROJECT MANAGER
JOHN J. PLAISANCE - PROJECT ENGINEER
BRENTON M. HEBERT - PROJECT ENGINEER/DRAFTER

BUILDING CODES:
ASCE 7-16
IBC 2021
IEBC 2021
NFPA 101 - 2021

BUILDING DATA:
RISK CATEGORY - IV
WIND SPEED - 190 MPH

ISSUED FOR BID

THIS DRAWING HAS BEEN REDUCED TO ONE HALF SIZE

01

PROJECTION: LOUISIANA STATE PLAN (SOUTH ZONE)
GEO. DATUM: NAD83 / VERTICAL: NAVD88
GRID UNITS: US FEET

Project Number: Prel. 39130-1360 Plot Date: August 3, 2022

GENERAL NOTES:

1. THE LOCATION OF ALL UNDERGROUND UTILITIES SHOWN ON THE PLANS IS APPROXIMATE ONLY. CONTRACTOR SHALL BE CHARGED WITH THE RESPONSIBILITY OF PHYSICALLY VERIFYING THE EXACT LOCATION, DEPTH OR HEIGHT OF ALL UNDERGROUND AND OVERHEAD UTILITIES. THE CONTRACTOR SHALL CONTACT LOUISIANA ONE CALL AND/OR THE APPROPRIATE UTILITY COMPANIES FOR THE LOCATION OF UNDERGROUND AND/OR OVERHEAD SERVICES A MINIMUM OF 48 HOURS PRIOR TO BEGINNING OF ANY CONSTRUCTION ACTIVITIES.
2. THE CONTRACTOR IS WARNED THAT EXISTING OVERHEAD AND UNDERGROUND UTILITIES INCLUDING BUT NOT LIMITED TO ELECTRICAL LINES & POLES, DUCTS, CABLES, TELEPHONE CABLES, GAS LINES, WATER LINES, AND SANITARY SEWER LINES EXIST IN THE GENERAL AREA AND/OR RIGHTS OF WAY WHERE THE PROPOSED WORK IS TO BE CONSTRUCTED. THESE PLANS DO NOT WARRANT THE EXISTENCE OR NON-EXISTENCE OF UTILITIES OR CONFLICTS. IT SHALL BE THE CONTRACTOR'S SOLE RESPONSIBILITY TO IDENTIFY, TO LOCATE AND TO PROTECT ALL THE EXISTING UTILITIES IN THE FIELD AND TO TAKE NECESSARY PRECAUTIONS TO PREVENT ANY DAMAGE OR INTERRUPTION IN SERVICE TO ANY UTILITIES OR CONFLICTS LOCATED WITHIN THE PROJECT LIMITS. ANY DAMAGE TO EXISTING UTILITIES CAUSED BY THE EXECUTION OF THE WORK UNDER THIS CONTRACT SHALL BE REPAIRED BY THE CONTRACTOR AT HIS EXPENSE. THE OWNER DOES NOT ASSUME OR IMPLY TO ANY LIABILITY FOR THE LOCATION, PROTECTION, AND/OR REPAIR OF EXISTING UTILITIES THAT MAY OCCUPY JOINT RIGHT-OF-WAY, THE WORK AREA, OR OTHERWISE CONFLICT WITH THE CONSTRUCTION OF THE WORK TO BE INSTALLED UNDER THIS CONTRACT.
3. WHEN UTILITY COMPANIES ARE RESPONSIBLE FOR ADJUSTMENTS OF THEIR INDIVIDUAL ITEMS (UTILITY POLES, GUY WIRES, FIRE HYDRANTS, ETC.), THE CONTRACTOR SHALL BE RESPONSIBLE FOR COORDINATING HIS WORK WITH THE VARIOUS UTILITY COMPANIES TO MEET THESE REQUIREMENTS.
4. CONTRACTOR SHALL COMPLY, AT NO ADDITIONAL COST TO THE OWNER OR TENANT, WITH ANY CONDITIONS OR REQUESTS PROVIDED BY THE UTILITY COMPANIES FOR ANY UTILITY CROSSINGS THAT MAY BE LOCATED WITHIN THE PROPOSED PROJECT AREA.
5. THE CONTRACTOR SHALL BE RESPONSIBLE FOR PROVIDING THE OWNER WITH PRECONSTRUCTION PHOTOGRAPHS OR VIDEOS OF ALL CONSTRUCTION AREAS PRIOR TO BEGINNING ANY WORK. ALL COSTS SHALL BE INCLUDED IN THE ITEM FOR MOBILIZATION.
6. THE CONTRACTOR SHALL COMPLY WITH ALL REQUIREMENTS OF THE OCCUPATIONAL SAFETY AND HEALTH (OSHA) REGULATIONS DURING THE PERFORMANCE OF THIS PROJECT. SAFETY IS THE SOLE RESPONSIBILITY OF THE CONTRACTOR. THE ENGINEER AND THE OWNER ARE NOT RESPONSIBLE FOR SAFETY IN, ON, OR ABOUT THE PROJECT SITE, NOR FOR COMPLIANCE BY THE APPROPRIATE PARTY WITH ANY REGULATIONS RELATION THERETO.
7. ALL WORK AROUND HIGH VOLTAGE POWER LINES SHALL BE IN ACCORDANCE WITH OSHA AND THE UTILITY OWNER REQUIREMENTS.
8. PROJECT PLANS AND CONTRACT DOCUMENTS MAY BE SUBJECT TO OBSERVATION BY THE OWNER'S REPRESENTATIVES. CONTRACTOR SHALL HAVE ONE (1) SIGNED COPY OF PROJECT PLANS AND A COMPLETE SET OF CONTRACT DOCUMENTS ON THE JOB SITE AT ALL TIMES.
9. THE CONTRACTOR SHALL NOTIFY FIBER OPTICS AND GAS LINE COMPANIES SEVEN (7) WORKING DAYS PRIOR TO ANY CONSTRUCTION ACTIVITY IN THEIR AREA. EXTREME CAUTION SHALL BE USED IN AREAS WHERE FIBER OPTIC CABLE AND/OR GAS LINES ARE LOCATED ADJACENT TO CONSTRUCTION ACTIVITY.
10. THE CONTRACTOR SHALL OBTAIN AT HIS EXPENSE ALL PERMITS AND INSPECTIONS THAT ARE REQUIRED TO PERFORM THE WORK. THE COST FOR THIS SHALL BE INCLUDED IN THE PAY ITEM FOR MOBILIZATION. PERMITS SHALL BE OBTAINED AND INSPECTIONS SCHEDULED A MINIMUM OF 48 HOURS IN ADVANCE OF CONSTRUCTION ACTIVITIES.
11. A PERMIT FOR DISCHARGES OF STORM WATER FROM CONSTRUCTION ACTIVITIES MAY BE REQUIRED FOR THIS PROJECT. PRIOR TO ANY CONSTRUCTION ACTIVITIES, THE OWNER SHALL BE PROVIDED WITH AN LDEQ APPROVED COPY OF THE CONTRACTOR'S STORM WATER MANAGEMENT PLAN AND PERMIT FOR THE PROJECT, IF REQUIRED.
12. THE CONTRACTOR SHALL BE RESPONSIBLE FOR PREPARING AND SUBMITTING A TRAFFIC CONTROL PLAN TO THE OWNER AND ENGINEER FOR REVIEW AND APPROVAL PRIOR TO ANY PRE-CONSTRUCTION MEETING, IF REQUIRED.
13. THE CONTRACTOR SHALL IMMEDIATELY REPAIR ALL DAMAGE TO ANY FACILITY, EQUIPMENT, CABLE, WIRE, PAVEMENT, ACCESS ROAD, OR OTHER STRUCTURE CAUSED BY HIS OPERATION WITH ACCEPTABLE SUITABLE MATERIALS, TO ORIGINAL (PRE-CONSTRUCTION) OR BETTER CONDITION AND TO THE SATISFACTION OF THE ENGINEER, AT NO COST TO THE OWNER.
14. ACCESS TO ALL EXISTING DRIVEWAYS SHALL BE MAINTAINED AT ALL TIMES.
15. OBSERVATIONS OF THE WORK IN PROGRESS AND/OR FIELD TESTING PERFORMED BY THE OWNER OR ENGINEER SHALL IN NO WAY EXCUSE THE CONTRACTOR FOR DEFECTS DISCOVERED IN HIS WORK.
16. THE CONTRACTOR SHALL PROVIDE COPIES OF ALL TEST REPORTS AND INSPECTION RECORDS TO THE OWNER AND ENGINEER.
17. THE CONTRACTOR SHALL PROVIDE ALL SIGNS, BARRICADES, AND FLAGGING DURING THE PERFORMANCE OF THIS CONTRACT AS REQUIRED BY THE OWNER AT NO DIRECT PAY.
18. CONTRACTOR SHALL NOT SCALE DRAWINGS FOR CONSTRUCTION. ANY MISSING DIMENSIONS OR DISCREPANCIES IN PLANS, FIELD STAKING OR PHYSICAL FEATURES SHALL BE BROUGHT TO THE ATTENTION OF THE ENGINEER. IF CONTRACTOR PROCEEDS WITH THE WORK WITHOUT NOTIFYING THE ENGINEER, HE DOES SO AT HIS OWN RISK.
19. THE CONTRACTOR SHALL SUBMIT A PROJECT CONSTRUCTION SCHEDULE TO THE PROJECT ENGINEER FOR REVIEW AND APPROVAL BEFORE ANY CONSTRUCTION STARTS.
20. THE CONTRACTOR SHALL AT ALL TIMES KEEP A SEPARATE, FULL SET OF CONTRACT DRAWINGS MARKED UP FULLY TO INDICATE AS BUILT CONDITIONS. SAID DRAWINGS SHALL BE PROVIDED TO THE OWNER UPON COMPLETION OF THE WORK PRIOR TO FINAL ACCEPTANCE.
21. ALL EXISTING (TO REMAIN) STRUCTURES AND PHYSICAL FEATURES, INCLUDING BUT NOT LIMITED TO CONCRETE SLABS, FENCES, AGGREGATE SURFACING, SHRUBS, TREES, AND VEGETATION DISTURBED OR DAMAGED BY THE CONTRACTOR'S OPERATION SHALL BE REPLACED IN-KIND OR REPAIRED AT NO DIRECT PAY TO THE OWNER.
22. NO DIRECT PAY WILL BE MADE FOR ANY WORK RELATED TO THE MEANS, METHODS, TECHNIQUES, SEQUENCES OR PROCEDURES THAT ARE REQUIRED TO COMPLETE THE PROJECT IN ACCORDANCE WITH THE PROJECT PLANS AND SPECIFICATIONS.
23. ANY ITEM NOT DESIGNATED TO BE REMOVED OR ANY EXISTING STRUCTURES, I.E. FENCE, GATE, PAVEMENT, LAWN, TREES, OR SHRUBBERY, AND ANY OTHER ITEM DISTURBED WITHIN CONSTRUCTION SERVITUDE OR OUTSIDE PROJECT ROW SHALL BE REPLACED TO ORIGINAL CONDITION AT NO COST TO THE OWNER.
24. CONTRACTOR SHALL FIELD VERIFY ALL DIMENSIONS, EXISTING ELEVATIONS, AND CONDITIONS SHOWN IN THE PLANS PRIOR TO ORDERING ANY MATERIAL, COMMENCEMENT OF CONSTRUCTION, AND PREPARATION OF SHOP DRAWINGS. ENGINEER SHALL BE NOTIFIED OF ANY DISCREPANCIES FOUND.
25. CONTRACTOR SHALL BE RESPONSIBLE FOR MAINTENANCE OF EXISTING DRAINAGE PATTERNS THROUGHOUT THE DURATION OF THE PROJECT.
26. CONTRACTOR IS ENCOURAGED TO VISIT THE PROJECT SITE PRIOR TO CONSTRUCTION TO FAMILIARIZE HIMSELF WITH THE SITE CONDITIONS AND ANY STRUCTURE OR POTENTIAL OBSTRUCTIONS.
27. CONTRACTOR SHALL CLEAN AND REMOVE ALL TRASH WITHIN PROJECT LIMITS PRIOR TO END OF CONTRACT.
28. CONTRACTOR SHALL KEEP ALL STATE AND FEDERAL HIGHWAYS CLEAN DURING CONSTRUCTION ACTIVITIES.
29. ALL CONTRACTOR HAULING OPERATIONS SHALL ABIDE BY FEDERAL, STATE, AND LOCAL LAWS AND ORDINANCES INCLUSIVE OF POSTED WEIGHT LIMITS.
30. CONTRACTOR SHALL BE RESPONSIBLE FOR MAINTAINING ALL EXISTING ROADS USED FOR ACCESS, HAULING, AND/OR OTHER CONSTRUCTION ACTIVITIES, TO ITS ORIGINAL CONDITION. IF ANY OF THESE EXISTING ROADS USED FOR ACCESS, HAULING, AND/OR OTHER CONSTRUCTION ACTIVITIES ARE DAMAGED BY THE CONTRACTOR DURING CONSTRUCTION, IT SHALL BE THE CONTRACTOR'S RESPONSIBILITY TO REPAIR THEM TO ITS ORIGINAL (PRE-CONSTRUCTION) OR BETTER CONDITION, TO THE SATISFACTION OF THE ENGINEER, AT NOT COST TO THE OWNER.
31. CONTRACTOR SHALL FAMILIARIZE HIMSELF WITH SITE CONDITIONS PRIOR TO BIDDING IN ORDER TO DETERMINE ACCESS TO THE PROJECT SITE DURING CONSTRUCTION.
32. IT WILL BE THE CONTRACTOR'S RESPONSIBILITY TO ENSURE THAT DAILY OPERATIONS AT EACH FACILITY WILL NOT BE INTERRUPTED NOR AFFECTED BY CONSTRUCTION ACTIVITIES. CONTRACTOR SHALL COORDINATE EFFORTS AND KEEP IN CONSTANT COMMUNICATION WITH FIRE DEPARTMENT AS TO DAILY ACTIVITIES.

GIS ENGINEERING LLC
Coastal Design & Infrastructure
197 Elysian Drive
Houma, LA 70363
O: (985) 219-1000 | F: (985) 475-7014
ENGINEERING ● PLANNING ● ENVIRONMENTAL CONSULTING

REVISIONS

No.	Description	Date
0	ISSUED FOR BID	08/2022

STATE OF LOUISIANA
KEVAN D. KEISER
License No. 37243
PROFESSIONAL ENGINEER
IN
CIVIL ENGINEERING
8/4/22

THIS DRAWING HAS BEEN REDUCED TO ONE HALF SIZE

THIS DOCUMENT IS THE PROPERTY OF GRAND ISLE SHIP YARD ("GISY"). IT IS TO BE USED ONLY IN CONNECTION WITH WORK BEING PERFORMED BY GISY OR THE APPROVED CONTRACTOR. REPRODUCTION IN WHOLE OR IN PART FOR ANY PURPOSE OTHER THAN WORK PERFORMED BY GISY OR THE APPROVED CONTRACTOR IS FORBIDDEN EXCEPT BY EXPRESS WRITTEN PERMISSION OF GISY. IT IS TO BE SAFEGUARDED AGAINST BOTH DELIBERATE AND INADVERTENT DISCLOSURE TO ANY THIRD PARTY.

LAFOURCHE PARISH FIRE DISTRICT NO. 3

PORT FOURCHON FIRE STATION NO. 12 REHABILITATION

GENERAL NOTES

Project number	39130-1360
Date	AUGUST 2022
Designed by	BMH
Drawn by	BMH
Checked by	KDK
Checked by	JJP
Plot Date	August 3, 2022

02

M:\Department 39\Client\LAFD3 - Lafourche Parish Fire District No. 3\1360 Hurricane Ida Damages Restoration\400 Execution\460 Drawings\461 DWGs\1" - 12"\FIR\02 GENERAL NOTES.dwg

Item Number	Item Description	Estimated Bid Quantity	Unit
1	**General**		
G-01	Mobilization & Demobilization	1	LS
2	**Front Exterior Side (AJ Estay Road)**		
FS-01	Remove and Upgrade 12' x 12' Sectional Door and Door Operator	1	EA
FS-02	Window Screen (3' x 2')	1	EA
FS-03	Remove and Replace Sheet Metal Paneling (26 Gauge)	82	SF
FS-04	Remove and Replace Metal Flashing	30	LF
FS-05	Replace Mailbox in Near Driveway	1	EA
3	**Left Exterior Side (18th Street)**		
LS-01	Window Screen (3' x 2')	1	EA
LS-02	Remove and Replace AC Unit	1	EA
4	**Right Exterior Side (South Side)**		
RS-01	Remove and Replace Gutters and Fascia	54	LF
RS-02	Remove and Replace Downspout (24' Height)	72	LF
RS-03	Remove and Replace GFCI Outlet	1	EA
RS-04	Remove and Replace Alarm Bell	1	EA
RS-05	Repair/Replace Metal Vent Pipe	1	EA
RS-06	Remove and Replace Sheet Metal Paneling (26 Gauge)	190	SF
5	**Rear Exterior Side (East Side)**		
BS-01	Remove and Replace PVC Vent	1	EA
BS-02	Remove and Replace Metal Flashing	34	LF
BS-03	Remove and Replace Window (3' x 3')	1	EA
6	**Roof System**		
ER-01	Remove and Replace Ridge Cap	40	LF
7	**Interior (Downstairs; Truck Area)**		
TA-01	Remove and Replace Acoustical Ceiling Tile and Plywood Backing	105	SF
TA-02	Replace Interior Sheet Metal Paneling (8' x 8')	64	SF
TA-03	Clean Debris from Floor	1,641	SF
TA-04	Remove and Replace Sheetrock (Near Stairwell Bottom 3 Steps)	30	SF
TA-05	Remove and Replace Vinyl Flooring (Near Stairwell Bottom 3 Steps)	30	SF
8	**Interior (Upstairs; Living Room)**		
LR-01	Remove and Replace Acoustical Ceiling Tile and Plywood Backing	583	SF
LR-02	Clean Debris from Floor (Throughout Living Quarters)	1,641	SF
LR-03	Removal and Replacement of Wall and Ceiling Insulation and Finished Wall Material	1,569	SF
9	**Interior (Upstairs; Half Bathroom)**		
HB-01	Remove and Replace Acoustical Ceiling Tile and Plywood Backing	28	SF
HB-02	Removal and Replacement of Wall and Ceiling Insulation and Finished Wall Material	178	SF
10	**Interior (Upstairs; Kitchen/Pantry)**		
K-01	Remove and Replace Acoustical Ceiling Tile and Plywood Backing	191	SF
K-02	Removal and Replacement of Wall and Ceiling Insulation and Finished Wall Material	510	SF
11	**Interior (Upstairs; Hall Next to Kitchen)**		
HK-01	Remove and Replace Acoustical Ceiling Tile and Plywood Backing	96	SF
HK-02	Removal and Replacement of Wall and Ceiling Insulation and Finished Wall Material	275	SF
12	**Interior (Upstairs; Bedroom 1)**		
B1-01	Remove and Replace Acoustical Ceiling Tile and Plywood Backing	144	SF
B1-02	Removal and Replacement of Wall and Ceiling Insulation and Finished Wall Material	661	SF
13	**Interior (Upstairs; Security Camera Room)**		
SCR-01	Remove and Replace Acoustical Ceiling Tile and Plywood Backing	29	SF
SCR-02	Removal and Replacement of Wall and Ceiling Insulation and Finished Wall Material	144	SF
14	**Interior (Upstairs; Locker Room)**		
LK-01	Remove and Replace Acoustical Ceiling Tile and Plywood Backing	46	SF
LK-02	Removal and Replacement of Wall and Ceiling Insulation and Finished Wall Material	221	SF
15	**Interior (Upstairs; Bunkbed Room 1)**		
BB1-01	Remove and Replace Acoustical Ceiling Tile and Plywood Backing	116	SF
BB1-02	Removal and Replacement of Wall and Ceiling Insulation and Finished Wall Material	536	SF
16	**Interior (Upstairs; Bunkbed Room 2)**		
BB2-01	Remove and Replace Acoustical Ceiling Tile and Plywood Backing	142	SF
BB2-02	Removal and Replacement of Wall and Ceiling Insulation and Finished Wall Material	592	SF
17	**Interior (Upstairs; Hallway)**		
H-01	Remove and Replace Acoustical Ceiling Tile and Plywood Backing	76	SF
H-02	Removal and Replacement of Wall and Ceiling Insulation and Finished Wall Material	275	SF
18	**Interior (Upstairs; Full Bathroom)**		
FB-01	Remove and Replace Acoustical Ceiling Tile and Plywood Backing	56	SF
FB-02	Removal and Replacement of Wall and Ceiling Insulation and Finished Wall Material	338	SF
19	**Interior (Electrical)**		
E-01	Remove and Replace Fluorescent Light Fixture (4' x 4 Bulb)	14	EA
E-02	Remove and Replace Fluorescent Light Fixture (4' x 2 Bulb)	18	EA
E-03	Remove and Replace Fluorescent Light Fixture (2' x 2 Bulb)	2	EA
E-04	Remove and Replace Ceiling Fan Fixture with Light	2	EA
E-05	Remove and Replace Globe Light	7	EA
E-06	Remove and Replace Heater/Vent/Light	2	EA
E-07	Remove and Replace Light switches (Including Cover and Wall Box)	16	EA
E-08	Remove and Replace Receptacles (Including Cover and Wall Box)	21	EA
E-09	Remove and Replace Cable Telephone Receptacles (Including Cover and Wall Box)	2	EA
E-10	Remove and Replace Vanity Light Fixture	1	EA
E-11	Remove and Replace Smoke Detectors	13	EA
E-12	Remove and Replace Fire Alarms	2	EA
E-13	Remove and Replace Emergency Lighting	2	EA
E-14	Remove and Replace Security Camera System	1	EA
E-15	Remove and Replace Exit Light	4	EA
E-16	Remove and Replace All Wiring in Walls	1	EA
E-17	Remove and Replace Carbon Monoxide Detectors	2	EA
E-18	Remove and Replace Electrical Panel Box (200A, 120/240V, 1 Phase)	1	EA
20	**Interior (Mechanical)**		
M-01	Remove and Replace AC System/Ductwork	1	EA
M-02	Remove and Replace AC Ceiling Return Vent Covers	9	EA
M-03	Remove and Replace AC Wall Vent Cover	1	EA
M-04	Remove and Replace Interior HVAC System	1	EA
M-05	Remove and Replace Thermostat	1	EA
21	**Interior (Upstairs; Attic)**		
A-01	Remove and Replace Plywood Flooring in Attic	1,600	SF
	Alternate No. 1		
ALT-01-01	Remove Fluorescent Light Fixtures and Install Interior LED Light Fixtures (4' x 2 Bulb)	35	EA
ALT-01-02	Remove and Install New Heater/Vent/Light	2	EA
ALT-01-03	Remove and Install New LED Globe Lights	7	EA
ALT-01-04	Remove and Install New Ceiling Fan Fixture (No Light)	2	EA
ALT-01-05	Installation of Exterior LED Floodlights (Top of Sectional Doors)	2	EA
	Alternate No. 2		
ALT-02	Ceiling Sheetrock Installation (includes all labor and materials)	1,318	SF
	Alternate No. 3		
ALT-03	Wall Sheetrock Installation (includes all labor and materials)	3,867	SF

GIS ENGINEERING LLC
Coastal Design & Infrastructure
197 Elysian Drive
Houma, LA 70363
O: (985) 219-1000 | F: (985) 475-7014
ENGINEERING ● PLANNING ● ENVIRONMENTAL CONSULTING

REVISIONS

No.	Description	Date
0	ISSUED FOR BID	08/2022

STATE OF LOUISIANA
KEVAN D. KEISER
License No. 37243
PROFESSIONAL ENGINEER
IN
CIVIL ENGINEERING
8/4/22

THIS DRAWING HAS BEEN REDUCED TO ONE HALF SIZE

THIS DOCUMENT IS THE PROPERTY OF GRAND ISLE SHIP YARD ("GISY"). IT IS TO BE USED ONLY IN CONNECTION WITH WORK BEING PERFORMED BY GISY OR THE APPROVED CONTRACTOR. REPRODUCTION IN WHOLE OR IN PART FOR ANY PURPOSE OTHER THAN WORK PERFORMED BY GISY OR THE APPROVED CONTRACTOR IS FORBIDDEN EXCEPT BY EXPRESS WRITTEN PERMISSION OF GISY. IT IS TO BE SAFEGUARDED AGAINST BOTH DELIBERATE AND INADVERTENT DISCLOSURE TO ANY THIRD PARTY.

LAFOURCHE PARISH FIRE DISTRICT NO. 3

PORT FOURCHON FIRE STATION NO. 12 REHABILITATION

QUANTITIES

Project number	39130-1360
Date	AUGUST 2022
Designed by	BMH
Drawn by	BMH
Checked by	KDK
Checked by	JJP
Plot Date	August 3, 2022

03

M:\Department 39\Client\LAFD3 - Lafourche Parish Fire District No. 3\1360 Hurricane Ida Damages Restoration\400 Execution\460 Drawings\467 DWGs\39-1360-02 GENERAL NOTES.dwg

NOTE: THE IMAGE ABOVE IS A GENERAL REPRESENTATION OF THE WORK AREA, ACTUAL FIELD CONDITIONS MAY DIFFER.

GIS ENGINEERING LLC
Coastal Design & Infrastructure
197 Elysian Drive
Houma, LA 70363
O: (985) 219-1000 | F: (985) 475-7014
ENGINEERING • PLANNING • ENVIRONMENTAL CONSULTING

REVISIONS

No.	Description	Date
0	ISSUED FOR BID	7/29/2022

STATE OF LOUISIANA
KEVAN D. KEISER
License No. 37243
PROFESSIONAL ENGINEER
IN
CIVIL ENGINEERING
8/4/22

THIS DRAWING HAS BEEN REDUCED TO ONE HALF SIZE

THIS DOCUMENT IS THE PROPERTY OF GRAND ISLE SHIP YARD ("GISY"). IT IS TO BE USED ONLY IN CONNECTION WITH WORK BEING PERFORMED BY GISY OR THE APPROVED CONTRACTOR. REPRODUCTION IN WHOLE OR IN PART FOR ANY PURPOSE OTHER THAN WORK PERFORMED BY GISY OR THE APPROVED CONTRACTOR IS FORBIDDEN EXCEPT BY EXPRESS WRITTEN PERMISSION OF GISY. IT IS TO BE SAFEGUARDED AGAINST BOTH DELIBERATE AND INADVERTENT DISCLOSURE TO ANY THIRD PARTY.

LAFOURCHE PARISH FIRE DISTRICT NO. 3

PORT FOURCHON FIRE STATION NO. 12 REHABILITATION

VICINITY PLAN

Project number	39130-1360
Date	AUGUST 2022
Designed by	BMH
Drawn by	BMH
Checked by	KDK
Checked by	JJP
Plot Date	August 3, 2022

04

M:\Department_39\Client\LAFD3 - Lafourche Parish Fire District No. 3\1360 Hurricane Ida Damages Restoration\400 Execution\460 Drawings\461 DWGs\PF-12\FIR\03 OVERALL SITE PLAN.dwg

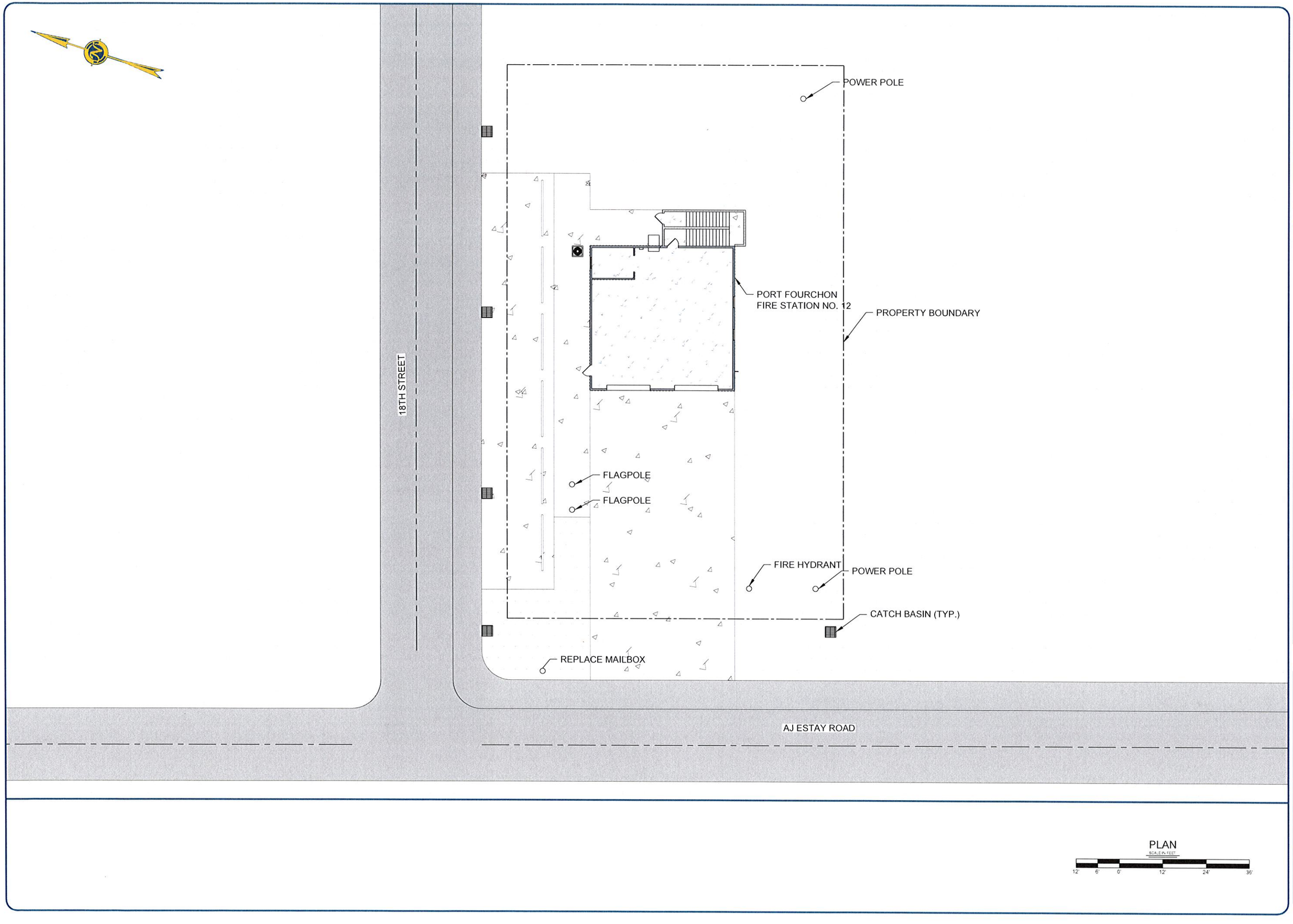

GTS ENGINEERING LLC
Coastal Design & Infrastructure
197 Elysian Drive
Houma, LA 70363
O: (985) 219-1000 | F: (985) 475-7014
ENGINEERING • PLANNING • ENVIRONMENTAL CONSULTING

REVISIONS

No.	Description	Date
0	ISSUED FOR BID	08/2022

STATE OF LOUISIANA
KEVAN D. KEISER
License No. 37243
PROFESSIONAL ENGINEER
IN
CIVIL ENGINEERING
8/4/22

THIS DRAWING HAS BEEN REDUCED TO ONE HALF SIZE

THIS DOCUMENT IS THE PROPERTY OF GRAND ISLE SHIP YARD ("GISY"). IT IS TO BE USED ONLY IN CONNECTION WITH WORK BEING PERFORMED BY GISY OR THE APPROVED CONTRACTOR. REPRODUCTION IN WHOLE OR IN PART FOR ANY PURPOSE OTHER THAN WORK PERFORMED BY GISY OR THE APPROVED CONTRACTOR IS FORBIDDEN EXCEPT BY EXPRESS WRITTEN PERMISSION OF GISY. IT IS TO BE SAFEGUARDED AGAINST BOTH DELIBERATE AND INADVERTENT DISCLOSURE TO ANY THIRD PARTY.

LAFOURCHE PARISH FIRE DISTRICT NO. 3

PORT FOURCHON FIRE STATION NO. 12 REHABILITATION

SITE PLAN

Project number	39130-1360
Date	AUGUST 2022
Designed by	BMH
Drawn by	BMH
Checked by	KDK
Checked by	JJP
Plot Date	August 3, 2022

05

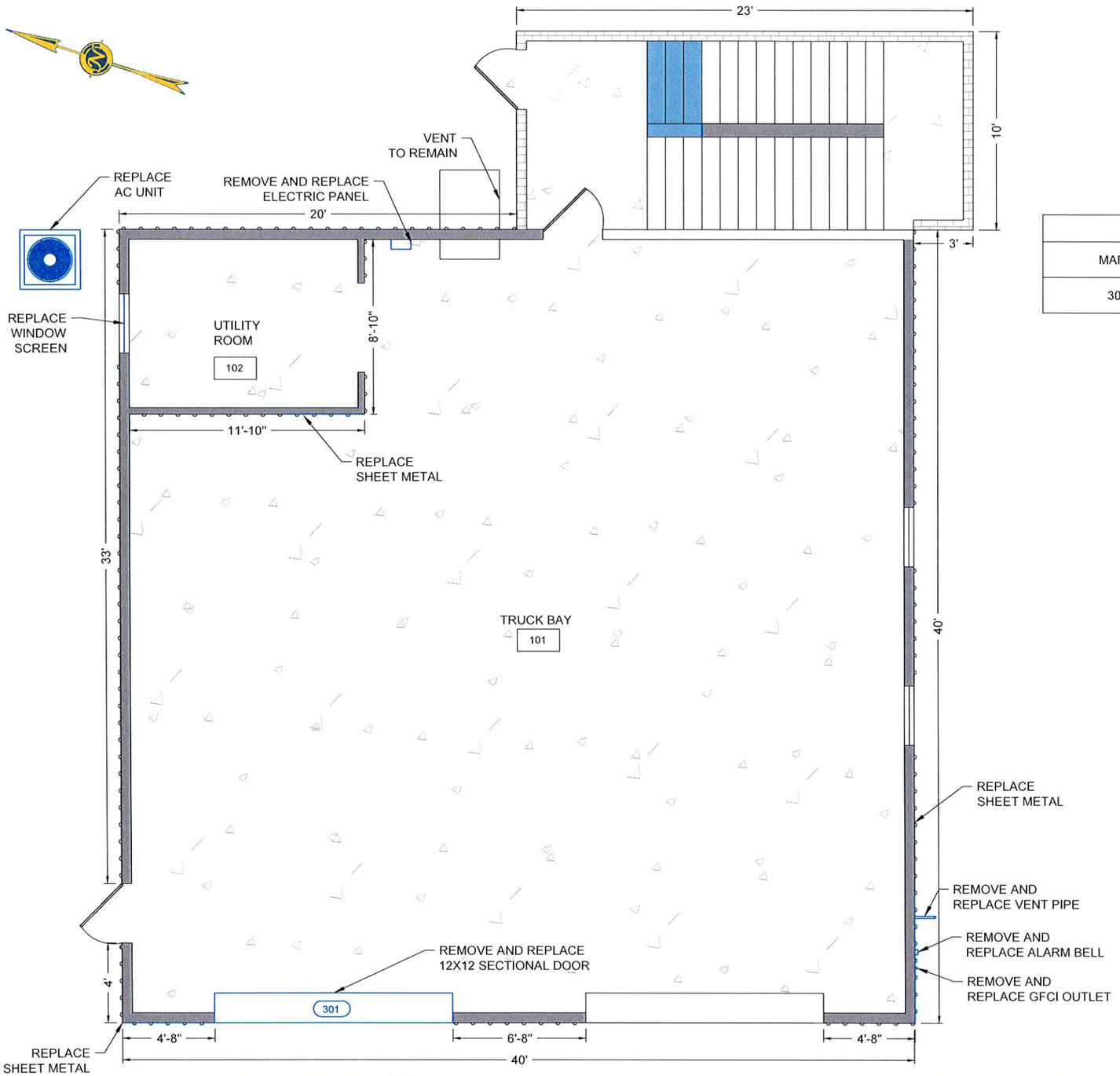

DOOR SCHEDULE				
MARK	WIDTH	HEIGHT	THICKNESS	DESCRIPTION
301	12'-0"	12'-0"	0'-2"	SECTIONAL DOOR

NOTES:
1. THE MAILBOX NEAR AJ ESTAY ROAD NEEDS TO BE REPLACED.
2. PLEASE NOTE ALL ROOM SIZES ARE APPROXIMATE. ROOMS WITH IRREGULAR SHAPES DO NOT HAVE FULL DIMENSIONS LISTED.
3. ALL ROOM DIMENSIONS SHALL BE FIELD VERIFIED BY THE CONTRACTOR PRIOR TO CONSTRUCTION.

PLAN
SCALE IN FEET
3' 1.5' 0' 3' 6' 9'

GTS ENGINEERING LLC
Coastal Design & Infrastructure
197 Elysian Drive
Houma, LA 70363
O: (985) 219-1000 | F: (985) 475-7014
ENGINEERING • PLANNING • ENVIRONMENTAL CONSULTING

REVISIONS

No.	Description	Date
0	ISSUED FOR BID	08/2022

STATE OF LOUISIANA
KEVAN D. KEISER
License No. 37243
PROFESSIONAL ENGINEER
IN
CIVIL ENGINEERING
8/4/22

THIS DRAWING HAS BEEN REDUCED TO ONE HALF SIZE

THIS DOCUMENT IS THE PROPERTY OF GRAND ISLE SHIP YARD ("GISY"). IT IS TO BE USED ONLY IN CONNECTION WITH WORK BEING PERFORMED BY GISY OR THE APPROVED CONTRACTOR. REPRODUCTION IN WHOLE OR IN PART FOR ANY PURPOSE OTHER THAN WORK PERFORMED BY GISY OR THE APPROVED CONTRACTOR IS FORBIDDEN EXCEPT BY EXPRESS WRITTEN PERMISSION OF GISY. IT IS TO BE SAFEGUARDED AGAINST BOTH DELIBERATE AND INADVERTENT DISCLOSURE TO ANY THIRD PARTY.

LAFOURCHE PARISH FIRE DISTRICT NO. 3

PORT FOURCHON FIRE STATION NO. 12 REHABILITATION

BUILDING PLAN - GROUND FLOOR

Project number	39130-1360
Date	AUGUST 2022
Designed by	BMH
Drawn by	BMH
Checked by	KDK
Checked by	JJP
Plot Date	August 3, 2022

06

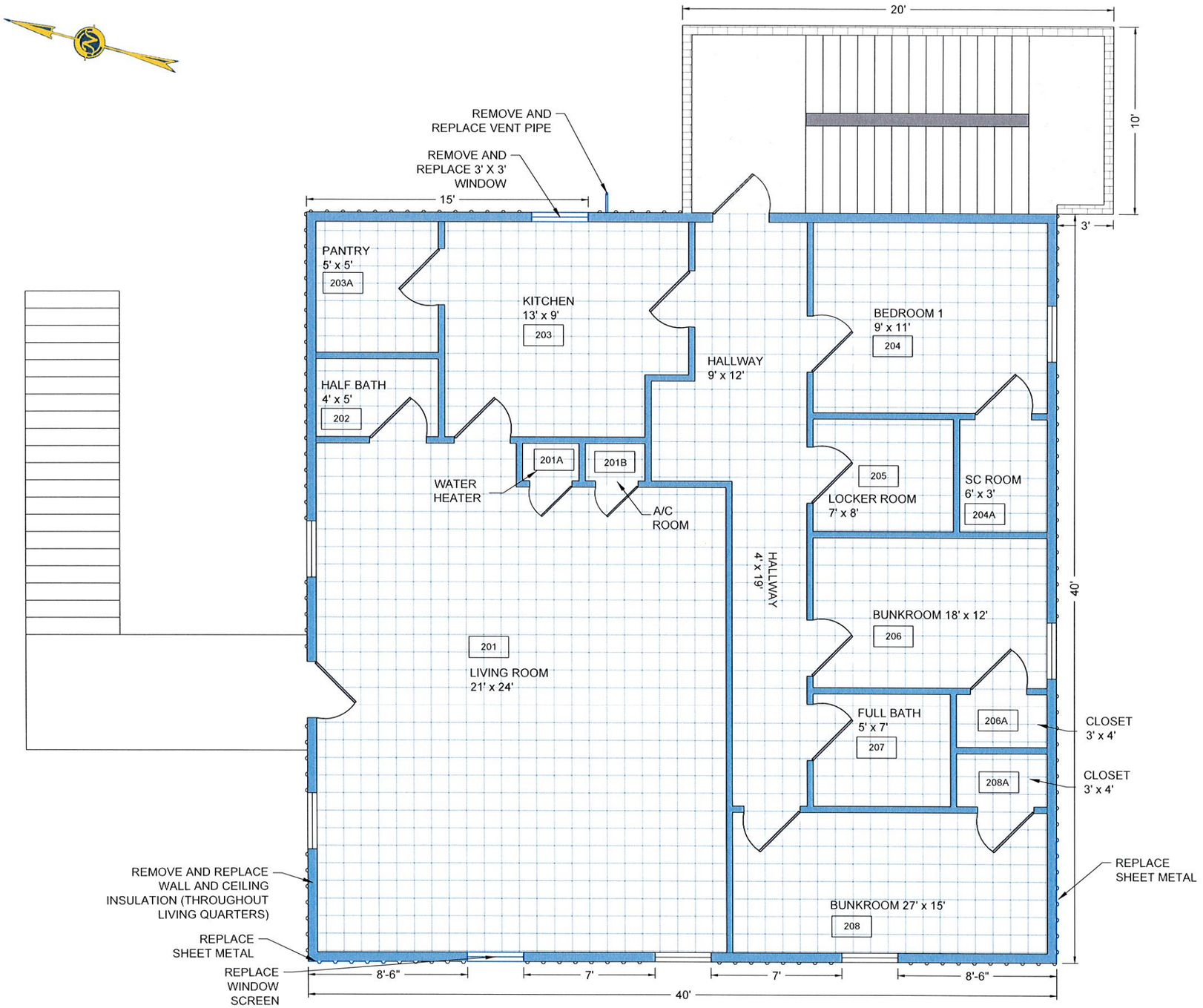

NOTES:

1. PLEASE NOTE ALL ROOM SIZES ARE APPROXIMATE. ROOMS WITH IRREGULAR SHAPES DO NOT HAVE FULL DIMENSIONS LISTED.
2. ALL ROOM DIMENSIONS SHALL BE FIELD VERIFIED BY THE CONTRACTOR PRIOR TO CONSTRUCTION.
3. ALL WALL AND CEILING BACKING AND INSULATION SHALL BE REMOVED AND REPLACED DUE TO MOLD.

ALTERNATE BID ITEM NO. 2 & 3:

1. IF THE OWNER ELECTS TO UPGRADE THE WALLS AND CEILINGS, THE WALL AND CEILING SHOULD BE CONSTRUCTED OF SHEETROCK.

PLAN
SCALE IN FEET
3' 1.5' 0' 3' 6' 9'

ENGINEERING LLC
Coastal Design & Infrastructure
197 Elysian Drive
Houma, LA 70363
O: (985) 219-1000 | F: (985) 475-7014
ENGINEERING ● PLANNING ● ENVIRONMENTAL CONSULTING

REVISIONS

No.	Description	Date
0	ISSUED FOR BID	08/2022

STATE OF LOUISIANA
KEVAN D. KEISER
License No. 37243
PROFESSIONAL ENGINEER
IN
CIVIL ENGINEERING
8/4/22

THIS DRAWING HAS BEEN REDUCED TO ONE HALF SIZE

THIS DOCUMENT IS THE PROPERTY OF GRAND ISLE SHIP YARD ("GISY"). IT IS TO BE USED ONLY IN CONNECTION WITH WORK BEING PERFORMED BY GISY OR THE APPROVED CONTRACTOR. REPRODUCTION IN WHOLE OR IN PART FOR ANY PURPOSE OTHER THAN WORK PERFORMED BY GISY OR THE APPROVED CONTRACTOR IS FORBIDDEN EXCEPT BY EXPRESS WRITTEN PERMISSION OF GISY. IT IS TO BE SAFEGUARDED AGAINST BOTH DELIBERATE AND INADVERTENT DISCLOSURE TO ANY THIRD PARTY.

LAFOURCHE PARISH FIRE DISTRICT NO. 3

PORT FOURCHON FIRE STATION NO. 12 REHABILITATION

BUILDING PLAN - 2ND FLOOR

Project number	39130-1360
Date	AUGUST 2022
Designed by	BMH
Drawn by	BMH
Checked by	KDK
Checked by	JJP
Plot Date	August 3, 2022

07

M:\Department - WP\Client\LAFD3 - Lafourche Parish Fire District No. 3\1360 Hurricane Ida Damages Restoration\400 Execution\460 Drawings\461 DWGs\01-12\01_04 SITE PLAN.dwg

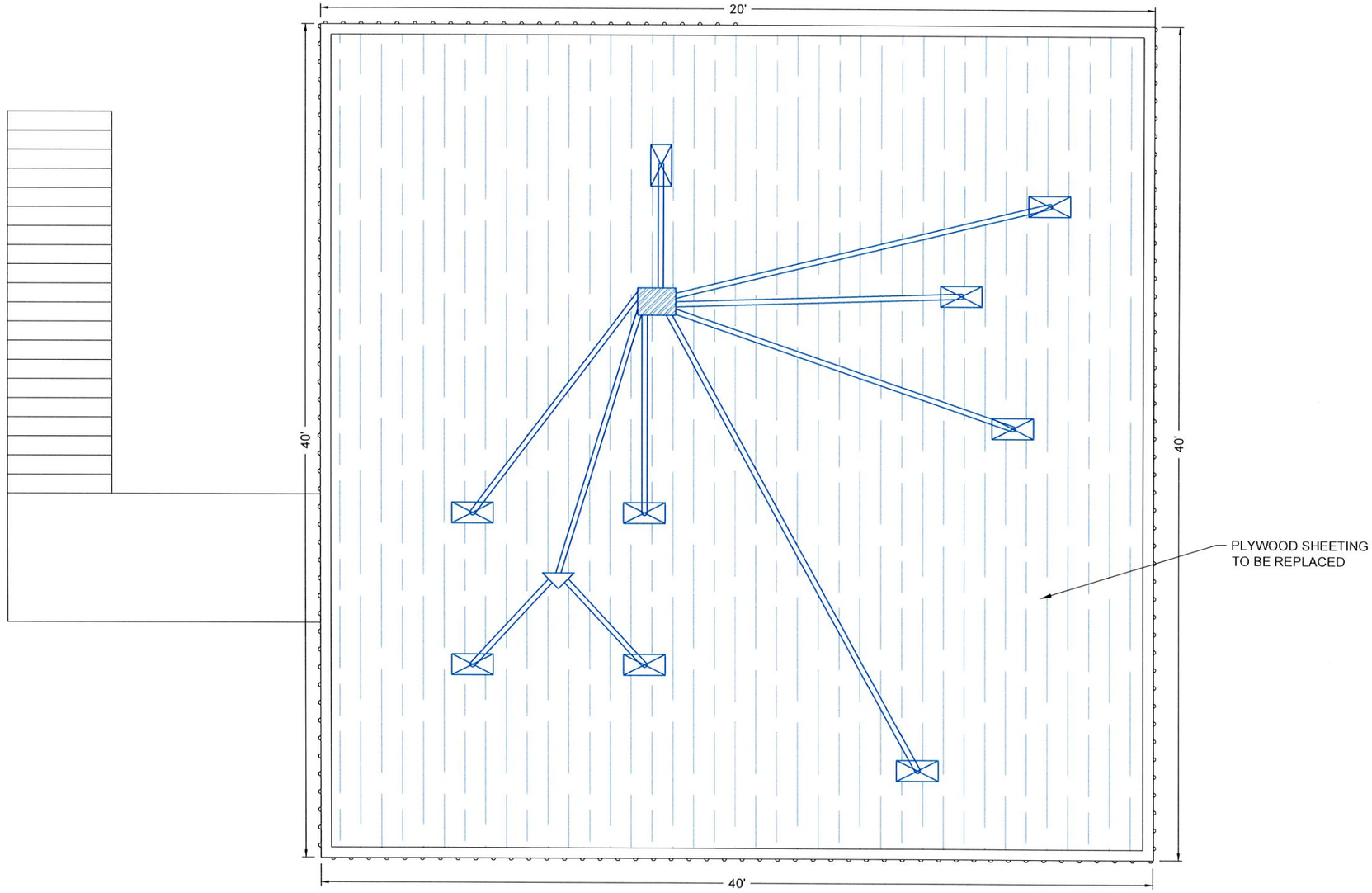

NOTES:
1. PLEASE NOTE ALL ROOM SIZES ARE APPROXIMATE. ROOMS WITH IRREGULAR SHAPES DO NOT HAVE FULL DIMENSIONS LISTED.
2. ALL ROOM DIMENSIONS SHALL BE FIELD VERIFIED BY THE CONTRACTOR PRIOR TO CONSTRUCTION.

PLAN
SCALE IN FEET
3' 1.5' 0' 3' 6' 9'

GIS ENGINEERING LLC
Coastal Design & Infrastructure
197 Elysian Drive
Houma, LA 70363
O: (985) 219-1000 | F: (985) 475-7014
ENGINEERING • PLANNING • ENVIRONMENTAL CONSULTING

REVISIONS

No.	Description	Date
0	ISSUED FOR BID	08/2022

STATE OF LOUISIANA
KEVAN D. KEISER
License No. 37243
PROFESSIONAL ENGINEER
IN
CIVIL ENGINEERING
8/4/22

THIS DRAWING HAS BEEN REDUCED TO ONE HALF SIZE

THIS DOCUMENT IS THE PROPERTY OF GRAND ISLE SHIP YARD ("GISY"). IT IS TO BE USED ONLY IN CONNECTION WITH WORK BEING PERFORMED BY GISY OR THE APPROVED CONTRACTOR. REPRODUCTION IN WHOLE OR IN PART FOR ANY PURPOSE OTHER THAN WORK PERFORMED BY GISY OR THE APPROVED CONTRACTOR IS FORBIDDEN EXCEPT BY EXPRESS WRITTEN PERMISSION OF GISY. IT IS TO BE SAFEGUARDED AGAINST BOTH DELIBERATE AND INADVERTENT DISCLOSURE TO ANY THIRD PARTY.

LAFOURCHE PARISH FIRE DISTRICT NO. 3

PORT FOURCHON FIRE STATION NO. 12 REHABILITATION

BUILDING PLAN - ATTIC

Project number	39130-1360
Date	AUGUST 2022
Designed by	BMH
Drawn by	BMH
Checked by	KDK
Checked by	JJP
Plot Date	August 3, 2022

08

M:\Department 39\Client\LAFD3 - Lafourche Parish Fire District No. 3\1360 Hurricane Ida Damages Restoration\400 Execution\460 Drawings\461 DWGs\01-12\01 Site Plan.dwg

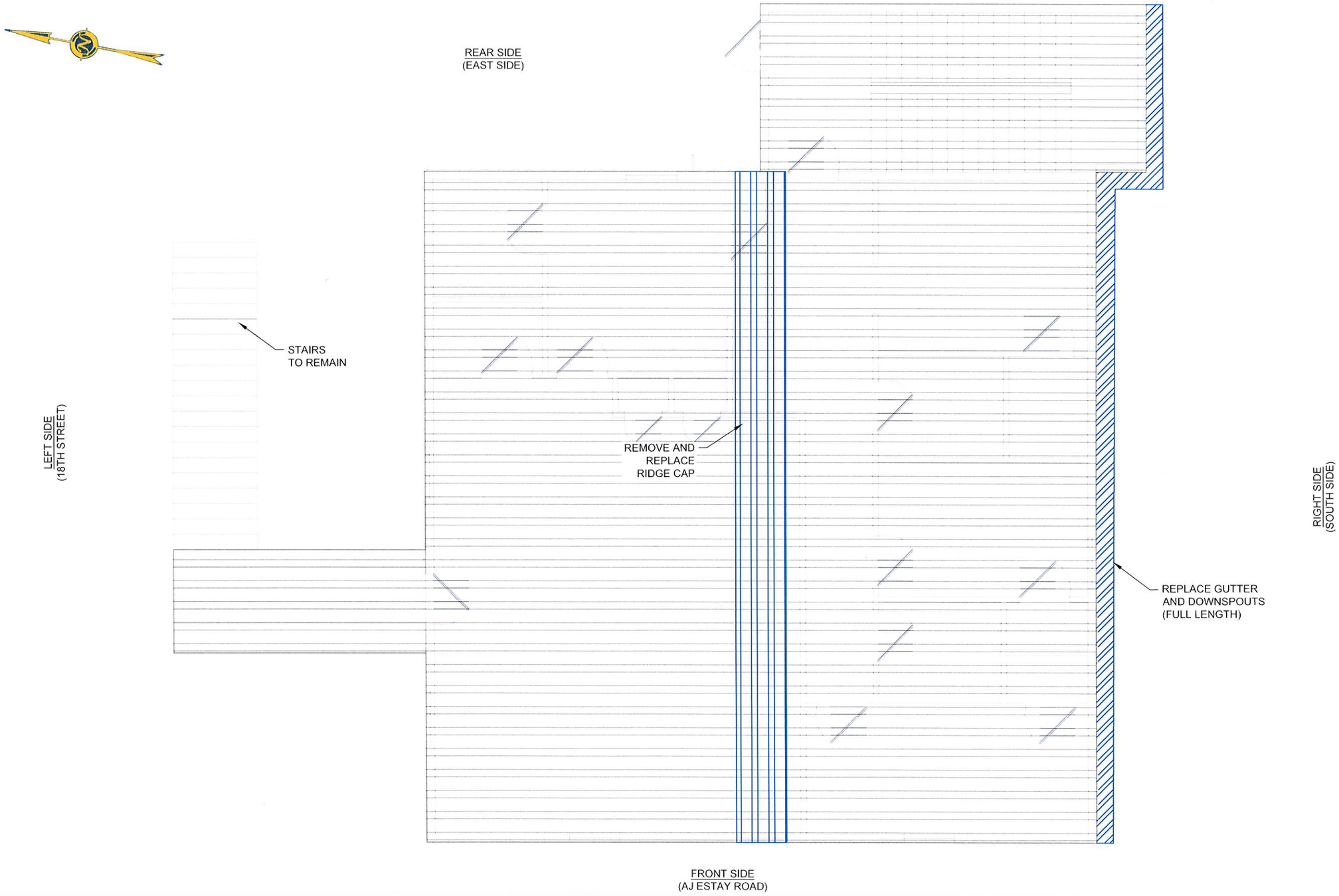

NOTES:
1. ROOF HAS A 4:12 SLOPE.
2. ROOF SHALL BE COMPOSED OF 26-GAUGE STEEL.
3. CONTRACTOR SHALL EXAMINE ROOF FOR ANY STORM RELATED DAMAGE. IF ANY ADDITIONAL DAMAGE IS FOUND, THE CONTRACTOR SHALL NOTIFY THE ENGINEER IMMEDIATELY.

PLAN
SCALE IN FEET
3' 1.5' 0' 3' 6' 9'

GTS ENGINEERING LLC
Coastal Design & Infrastructure
197 Elysian Drive
Houma, LA 70363
O: (985) 219-1000 | F: (985) 475-7014
ENGINEERING • PLANNING • ENVIRONMENTAL CONSULTING

REVISIONS

No.	Description	Date
0	ISSUED FOR BID	08/2022

STATE OF LOUISIANA
KEVAN D. KEISER
License No. 37243
PROFESSIONAL ENGINEER
IN
CIVIL ENGINEERING
8/4/22

THIS DRAWING HAS BEEN REDUCED TO ONE HALF SIZE

THIS DOCUMENT IS THE PROPERTY OF GRAND ISLE SHIP YARD ("GISY"). IT IS TO BE USED ONLY IN CONNECTION WITH WORK BEING PERFORMED BY GISY OR THE APPROVED CONTRACTOR. REPRODUCTION IN WHOLE OR IN PART FOR ANY PURPOSE OTHER THAN WORK PERFORMED BY GISY OR THE APPROVED CONTRACTOR IS FORBIDDEN EXCEPT BY EXPRESS WRITTEN PERMISSION OF GISY. IT IS TO BE SAFEGUARDED AGAINST BOTH DELIBERATE AND INADVERTENT DISCLOSURE TO ANY THIRD PARTY.

LAFOURCHE PARISH FIRE DISTRICT NO. 3

PORT FOURCHON FIRE STATION NO. 12 REHABILITATION

ROOF PLAN

Project number	39130-1360
Date	AUGUST 2022
Designed by	BMH
Drawn by	BMH
Checked by	KDK
Checked by	JJP
Plot Date	August 3, 2022

09

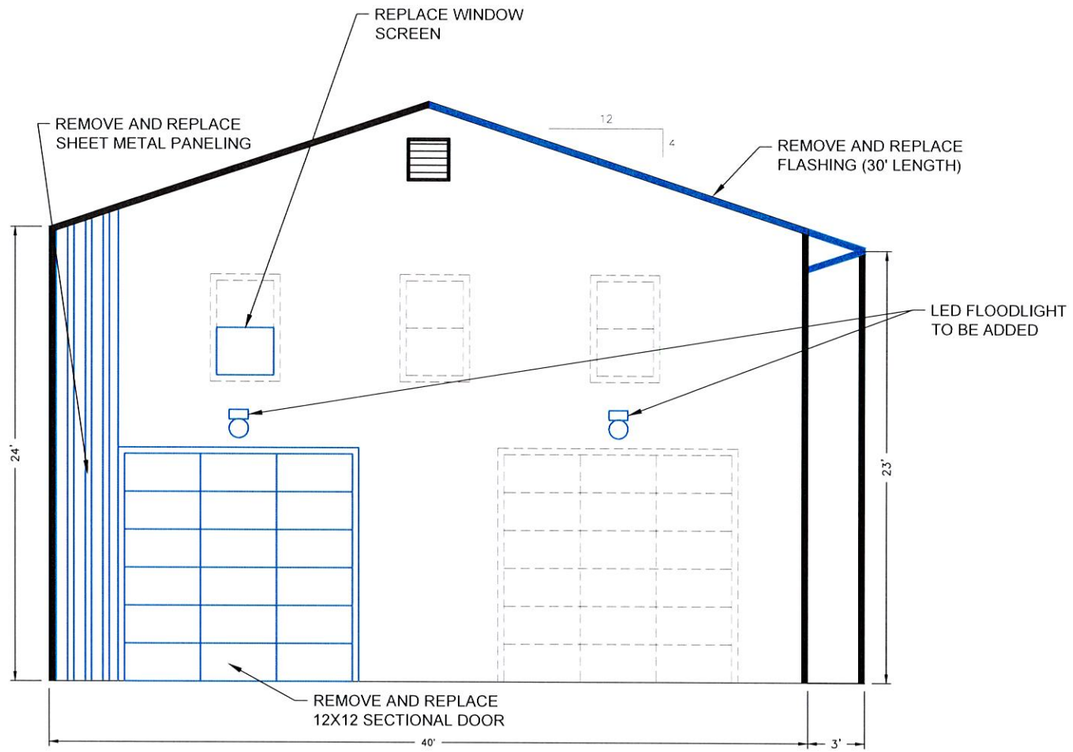

FRONT SIDE
(AJ ESTAY RD)



TRIM DAMAGE ON THE RIGHT OF THE STRUCTURE



SHEET METAL DAMAGE ON THE FRONT OF THE STRUCTURE



SECTIONAL DOOR DAMAGE AND MISSING WINDOW SCREEN

LIGHT FIXTURE REPLACEMENT SCHEDULE			
MARK	FIXTURE	MANUFACTURER	MODEL NUMBER
⊡	LED FLOODLIGHT FIXTURE	LSI INDUSTRIES, INC.	TXWP 13L UNV 40

NOTES:
1. ROOF HAS AN APPROXIMATE 4:12 SLOPE.

PLAN
SCALE IN FEET
4' 2' 0' 4' 8' 12'

GTS ENGINEERING LLC
Coastal Design & Infrastructure
197 Elysian Drive
Houma, LA 70363
O: (985) 219-1000 | F: (985) 475-7014
ENGINEERING • PLANNING • ENVIRONMENTAL CONSULTING

REVISIONS

No.	Description	Date
0	ISSUED FOR BID	08/2022

STATE OF LOUISIANA
KEVAN D. KEISER
License No. 37243
PROFESSIONAL ENGINEER
IN
CIVIL ENGINEERING
8/4/22

THIS DRAWING HAS BEEN REDUCED TO ONE HALF SIZE

THIS DOCUMENT IS THE PROPERTY OF GRAND ISLE SHIP YARD ("GISY"). IT IS TO BE USED ONLY IN CONNECTION WITH WORK BEING PERFORMED BY GISY OR THE APPROVED CONTRACTOR. REPRODUCTION IN WHOLE OR IN PART FOR ANY PURPOSE OTHER THAN WORK PERFORMED BY GISY OR THE APPROVED CONTRACTOR IS FORBIDDEN EXCEPT BY EXPRESS WRITTEN PERMISSION OF GISY. IT IS TO BE SAFEGUARDED AGAINST BOTH DELIBERATE AND INADVERTENT DISCLOSURE TO ANY THIRD PARTY.

LAFOURCHE PARISH FIRE DISTRICT NO. 3

PORT FOURCHON FIRE STATION NO. 12 REHABILITATION

ELEVATION VIEWS (FRONT)

Project number	39130-1360
Date	AUGUST 2022
Designed by	BMH
Drawn by	BMH
Checked by	KDK
Checked by	JJP
Plot Date	August 3, 2022

10

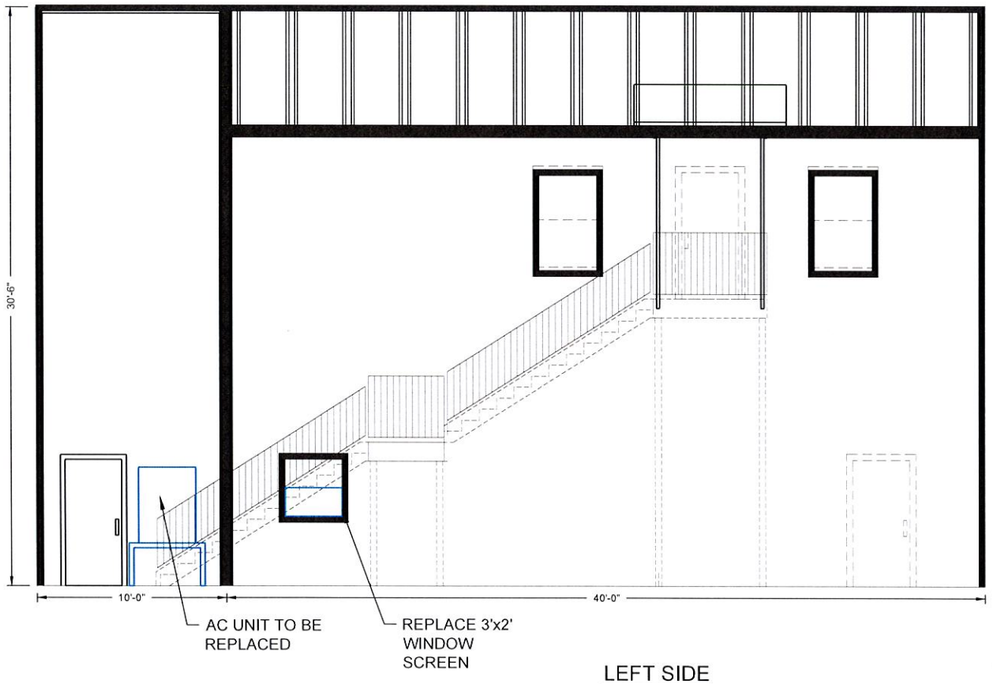

LEFT SIDE
(18TH STREET)

DAMAGED AC UNIT TO BE REPLACED



BACK AND SIDE PORTION OF THE STRUCTURE. NOTE THE MISSING WINDOW SCREEN AND THE PLATFORM FOR THE AC UNIT

NOTES:
1. ROOF HAS AN APPROXIMATE 4:12 SLOPE.

PLAN
SCALE IN FEET
4' 2' 0' 4' 8' 12'

GTS ENGINEERING LLC
Coastal Design & Infrastructure
197 Elysian Drive
Houma, LA 70363
O: (985) 219-1000 | F: (985) 475-7014
ENGINEERING • PLANNING • ENVIRONMENTAL CONSULTING

REVISIONS

No.	Description	Date
0	ISSUED FOR BID	08/2022

STATE OF LOUISIANA
KEVAN D. KEISER
License No. 37243
PROFESSIONAL ENGINEER
IN
CIVIL ENGINEERING
8/4/22

THIS DRAWING HAS BEEN REDUCED TO ONE HALF SIZE

THIS DOCUMENT IS THE PROPERTY OF GRAND ISLE SHIP YARD ("GISY"). IT IS TO BE USED ONLY IN CONNECTION WITH WORK BEING PERFORMED BY GISY OR THE APPROVED CONTRACTOR. REPRODUCTION IN WHOLE OR IN PART FOR ANY PURPOSE OTHER THAN WORK PERFORMED BY GISY OR THE APPROVED CONTRACTOR IS FORBIDDEN EXCEPT BY EXPRESS WRITTEN PERMISSION OF GISY. IT IS TO BE SAFEGUARDED AGAINST BOTH DELIBERATE AND INADVERTENT DISCLOSURE TO ANY THIRD PARTY.

LAFOURCHE PARISH FIRE DISTRICT NO. 3

PORT FOURCHON FIRE STATION NO. 12 REHABILITATION

ELEVATION VIEWS (LEFT)

Project number	39130-1360
Date	AUGUST 2022
Designed by	BMH
Drawn by	BMH
Checked by	KDK
Checked by	JJP
Plot Date	August 3, 2022

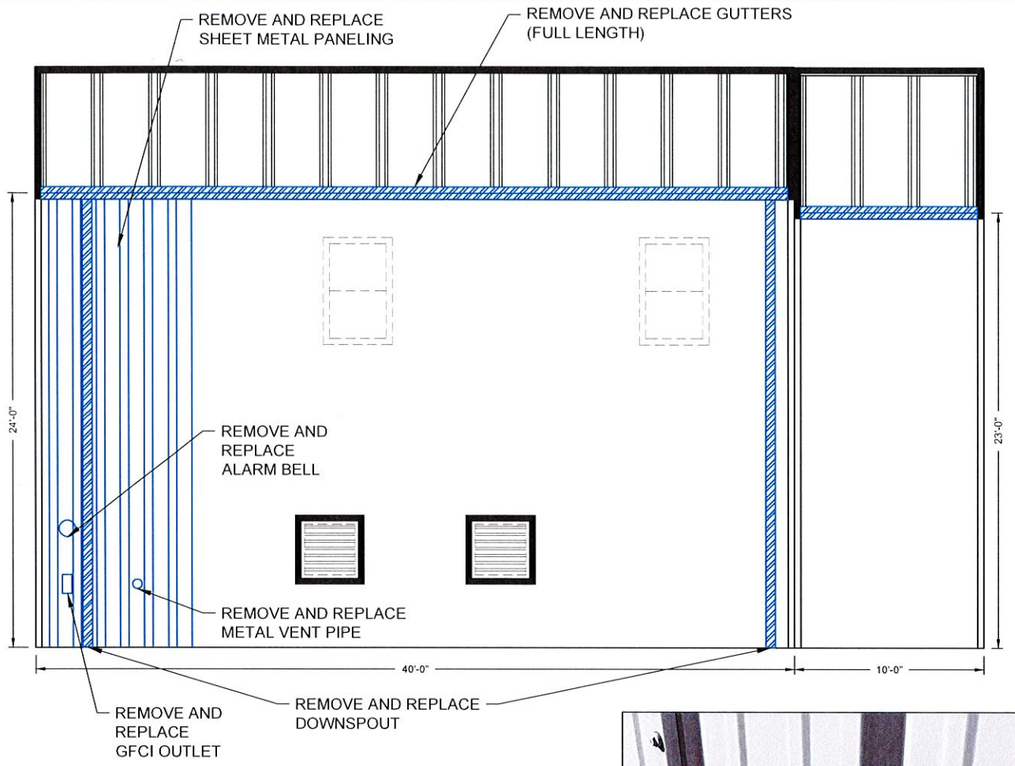

RIGHT SIDE
(SOUTH SIDE)



REMOVE AND REPLACE DAMAGED
GUTTER AND DOWNSPOUT



REMOVE AND REPLACE
SHEET METAL PANELING

REMOVE AND REPLACE
METAL VENT PIPE

REMOVE AND REPLACE
GFCI OUTLET



REMOVE AND REPLACE
ALARM BELL

NOTES:
1. ROOF HAS AN APPROXIMATE 4:12 SLOPE.
2. REMOVE AND REPLACE METAL VENT PIPE.
3. REMOVE AND REPLACE GFCI OUTLET.
4. REMOVE AND REPLACE ALARM BELL.

PLAN
SCALE IN FEET
4' 2' 0' 4' 8' 12'

GIS ENGINEERING LLC
Coastal Design & Infrastructure
197 Elysian Drive
Houma, LA 70363
O: (985) 219-1000 | F: (985) 475-7014
ENGINEERING ● PLANNING ● ENVIRONMENTAL CONSULTING

REVISIONS

No.	Description	Date
0	ISSUED FOR BID	08/2022

STATE OF LOUISIANA
KEVAN D. KEISER
License No. 37243
PROFESSIONAL ENGINEER
IN
CIVIL ENGINEERING
8/4/22

THIS DRAWING HAS BEEN REDUCED TO ONE HALF SIZE

THIS DOCUMENT IS THE PROPERTY OF GRAND ISLE SHIP YARD ("GISY"). IT IS TO BE USED ONLY IN CONNECTION WITH WORK BEING PERFORMED BY GISY OR THE APPROVED CONTRACTOR. REPRODUCTION IN WHOLE OR IN PART FOR ANY PURPOSE OTHER THAN WORK PERFORMED BY GISY OR THE APPROVED CONTRACTOR IS FORBIDDEN EXCEPT BY EXPRESS WRITTEN PERMISSION OF GISY. IT IS TO BE SAFEGUARDED AGAINST BOTH DELIBERATE AND INADVERTENT DISCLOSURE TO ANY THIRD PARTY.

LAFOURCHE PARISH FIRE DISTRICT NO. 3

PORT FOURCHON FIRE STATION NO. 12 REHABILITATION

ELEVATION VIEWS (RIGHT)

Project number	39130-1360
Date	AUGUST 2022
Designed by	BMH
Drawn by	BMH
Checked by	KDK
Checked by	JJP
Plot Date	August 3, 2022

M:\[Department - 39\[Client\[AM]13 - Lafourche Parish Fire District No. 3\[1360 Hurricane Ida Damages Restoration\400 Execution\440 Drawings\441 - DWGs\21 - 12\[21]05 11[1360]05 12 REHAB.dwg

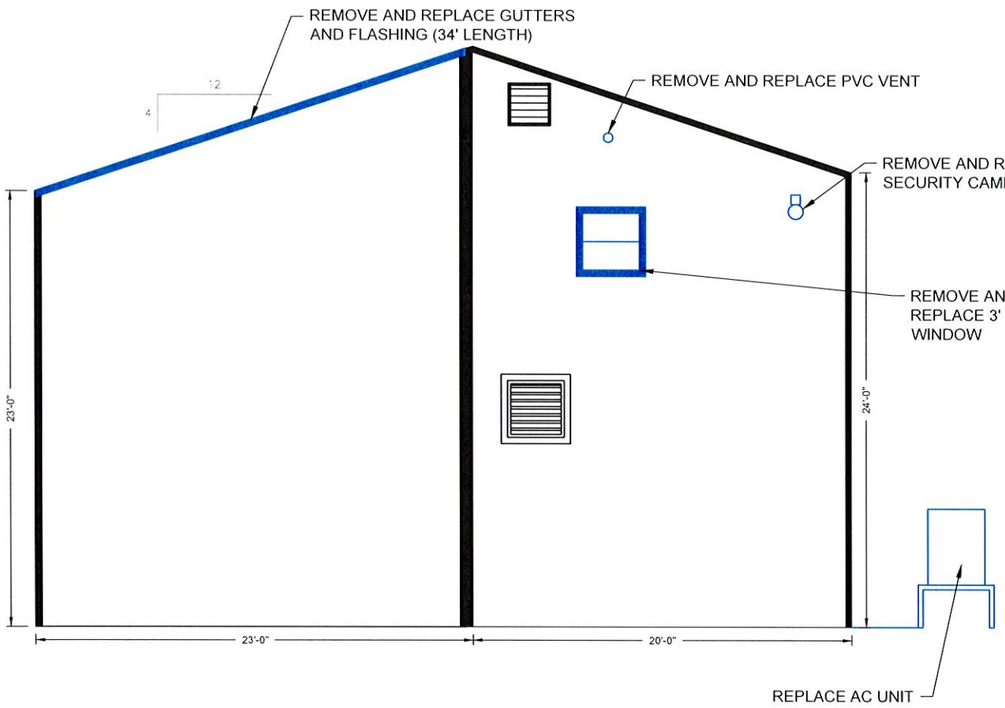

REAR SIDE



REMOVE AND REPLACE DAMAGED GUTTER AND FLASHING



REMOVE AND REPLACE DAMAGED SECURITY CAMERA



REMOVE AND REPLACE DAMAGED GUTTER AND FLASHING



REMOVE AND REPLACE DAMAGED PVC VENT PIPE

NOTES:
1. ROOF HAS AN APPROXIMATE 4:12 SLOPE.
2. REMOVE AND REPLACE PVC VENT PIPE.

PLAN
SCALE IN FEET
4' 2' 0' 4' 8' 12'

GIS ENGINEERING LLC
Coastal Design & Infrastructure
197 Elysian Drive
Houma, LA 70363
O: (985) 219-1000 | F: (985) 475-7014
ENGINEERING • PLANNING • ENVIRONMENTAL CONSULTING

REVISIONS

No.	Description	Date
0	ISSUED FOR BID	08/2022

STATE OF LOUISIANA
KEVAN D. KEISER
License No. 37243
PROFESSIONAL ENGINEER
IN
CIVIL ENGINEERING
8/4/22

THIS DRAWING HAS BEEN REDUCED TO ONE HALF SIZE

THIS DOCUMENT IS THE PROPERTY OF GRAND ISLE SHIP YARD ("GISY"). IT IS TO BE USED ONLY IN CONNECTION WITH WORK BEING PERFORMED BY GISY OR THE APPROVED CONTRACTOR. REPRODUCTION IN WHOLE OR IN PART FOR ANY PURPOSE OTHER THAN WORK PERFORMED BY GISY OR THE APPROVED CONTRACTOR IS FORBIDDEN EXCEPT BY EXPRESS WRITTEN PERMISSION OF GISY. IT IS TO BE SAFEGUARDED AGAINST BOTH DELIBERATE AND INADVERTENT DISCLOSURE TO ANY THIRD PARTY.

LAFOURCHE PARISH FIRE DISTRICT NO. 3

PORT FOURCHON FIRE STATION NO. 12 REHABILITATION

ELEVATION VIEWS (REAR)

Project number	39130-1360
Date	AUGUST 2022
Designed by	BMH
Drawn by	BMH
Checked by	KDK
Checked by	JJP
Plot Date	August 3, 2022

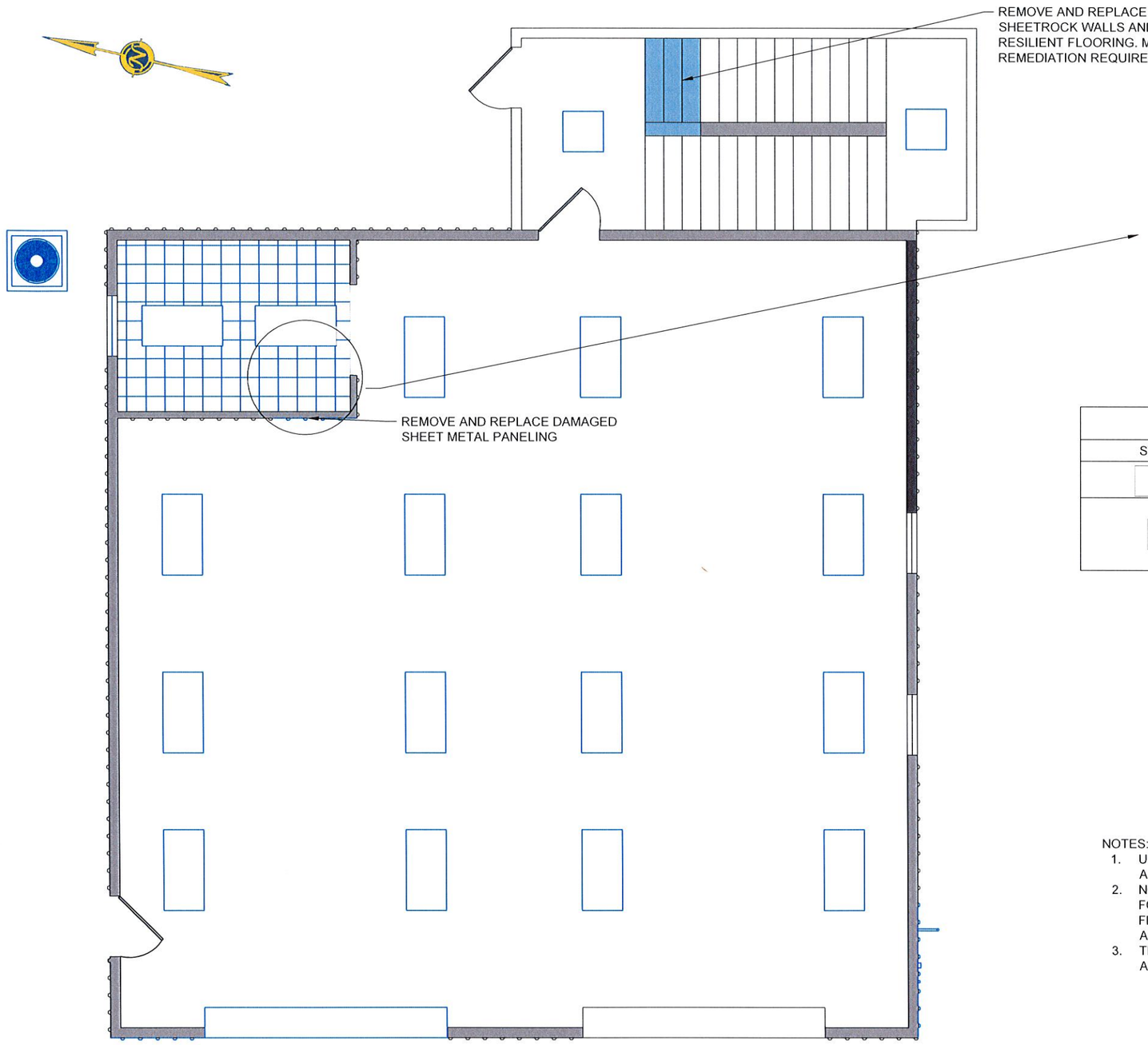

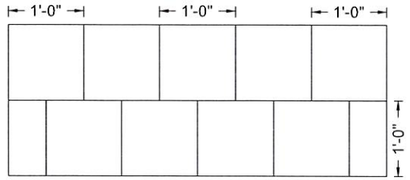

INTERIOR SECTION 1

- CEILING TILE REPLACEMENT
- CLEAN FLOORS & WALLS

LIGHT FIXTURE LEGEND	
SYMBOL	DESCRIPTION
	EXISTING 4' x 2 BULB FLUORESCENT LIGHT FIXTURE
	EXISTING 2' x 2' FLUORESCENT LIGHT FIXTURE

NOTES:

1. UPON COMPLETION OF ACOUSTICAL CEILING INSTALLATION ALL WALLS AND FLOORS IN THE TRUCK AREA SHALL BE CLEANED.
2. NOTE THAT THE FLUORESCENT LIGHT FIXTURES MAY BE SWAPPED OUT FOR LED LIGHT FIXTURES. THE ITEM IN THE CONTRACT TO SWAP OUT THE FLUORESCENT LIGHT FIXTURES FOR LED LIGHT FIXTURES IS AN ALTERNATE BID ITEM.
3. THE STRUCTURE SHALL ALSO BE REMEDIATED OF MOLD BY LICENSED AND INSURED MOLD ABATEMENT PROFESSIONALS.

PLAN
SCALE IN FEET
3' 1.5' 0' 3' 6' 9'

ENGINEERING LLC
Coastal Design & Infrastructure
197 Elysian Drive
Houma, LA 70363
O: (985) 219-1000 | F: (985) 475-7014
ENGINEERING ● PLANNING ● ENVIRONMENTAL CONSULTING

REVISIONS

No.	Description	Date
0	ISSUED FOR BID	08/2022

STATE OF LOUISIANA
KEVAN D. KEISER
License No. 37243
PROFESSIONAL ENGINEER
IN
CIVIL ENGINEERING
8/4/22

THIS DRAWING HAS BEEN REDUCED TO ONE HALF SIZE

THIS DOCUMENT IS THE PROPERTY OF GRAND ISLE SHIP YARD ("GISY"). IT IS TO BE USED ONLY IN CONNECTION WITH WORK BEING PERFORMED BY GISY OR THE APPROVED CONTRACTOR. REPRODUCTION IN WHOLE OR IN PART FOR ANY PURPOSE OTHER THAN WORK PERFORMED BY GISY OR THE APPROVED CONTRACTOR IS FORBIDDEN EXCEPT BY EXPRESS WRITTEN PERMISSION OF GISY. IT IS TO BE SAFEGUARDED AGAINST BOTH DELIBERATE AND INADVERTENT DISCLOSURE TO ANY THIRD PARTY.

LAFOURCHE PARISH FIRE DISTRICT NO. 3

PORT FOURCHON FIRE STATION NO. 12 REHABILITATION

INTERIOR REPAIRS - GROUND FLOOR (REFLECTED CEILING PLAN)

Project number	39130-1360
Date	AUGUST 2022
Designed by	BMH
Drawn by	BMH
Checked by	KDK
Checked by	JJP
Plot Date	August 3, 2022

M:\Department 39\Cadd\A\ISI - Lafourche Parish Fire District No. 3\1360 Hurricane Ida Damages Restoration\400 Execution\460 Drawings\461 DWGs\PF - 12\1\1\01 INTERIOR REPAIRS.dwg

WATER DAMAGED CEILING TILE IN THE UTILITY ROOM

WATER DAMAGED SHEETROCK WALL PANEL AND RESILIENT FLOORING NEAR STAIRWELL



VIEW OF THE INTERIOR WALL DAMAGE

ELECTRICAL PANEL DAMAGE

GIS ENGINEERING LLC
Coastal Design & Infrastructure
197 Elysian Drive
Houma, LA 70363
O: (985) 219-1000 | F: (985) 475-7014
ENGINEERING ● PLANNING ● ENVIRONMENTAL CONSULTING

REVISIONS

No.	Description	Date
0	ISSUED FOR BID	08/2022

STATE OF LOUISIANA
KEVAN D. KEISER
License No. 37243
PROFESSIONAL ENGINEER
IN
CIVIL ENGINEERING
8/4/22

THIS DRAWING HAS BEEN REDUCED TO ONE HALF SIZE

THIS DOCUMENT IS THE PROPERTY OF GRAND ISLE SHIP YARD ("GISY"). IT IS TO BE USED ONLY IN CONNECTION WITH WORK BEING PERFORMED BY GISY OR THE APPROVED CONTRACTOR. REPRODUCTION IN WHOLE OR IN PART FOR ANY PURPOSE OTHER THAN WORK PERFORMED BY GISY OR THE APPROVED CONTRACTOR IS FORBIDDEN EXCEPT BY EXPRESS WRITTEN PERMISSION OF GISY. IT IS TO BE SAFEGUARDED AGAINST BOTH DELIBERATE AND INADVERTENT DISCLOSURE TO ANY THIRD PARTY.

LAFOURCHE PARISH FIRE DISTRICT NO. 3

PORT FOURCHON FIRE STATION NO. 12 REHABILITATION

INTERIOR REPAIRS - PICTURES

Project number	39130-1360
Date	AUGUST 2022
Designed by	BMH
Drawn by	BMH
Checked by	KDK
Checked by	JJP
Plot Date	August 3, 2022

M:\Department 39\Client\LAFD3 - Lafourche Parish Fire District No. 3\1360 Hurricane Ida Damages Restoration\450 Execution\460 Drawings\461 DWGs\VT - 12\VT-ID37 PATTERN REMARKS.dwg

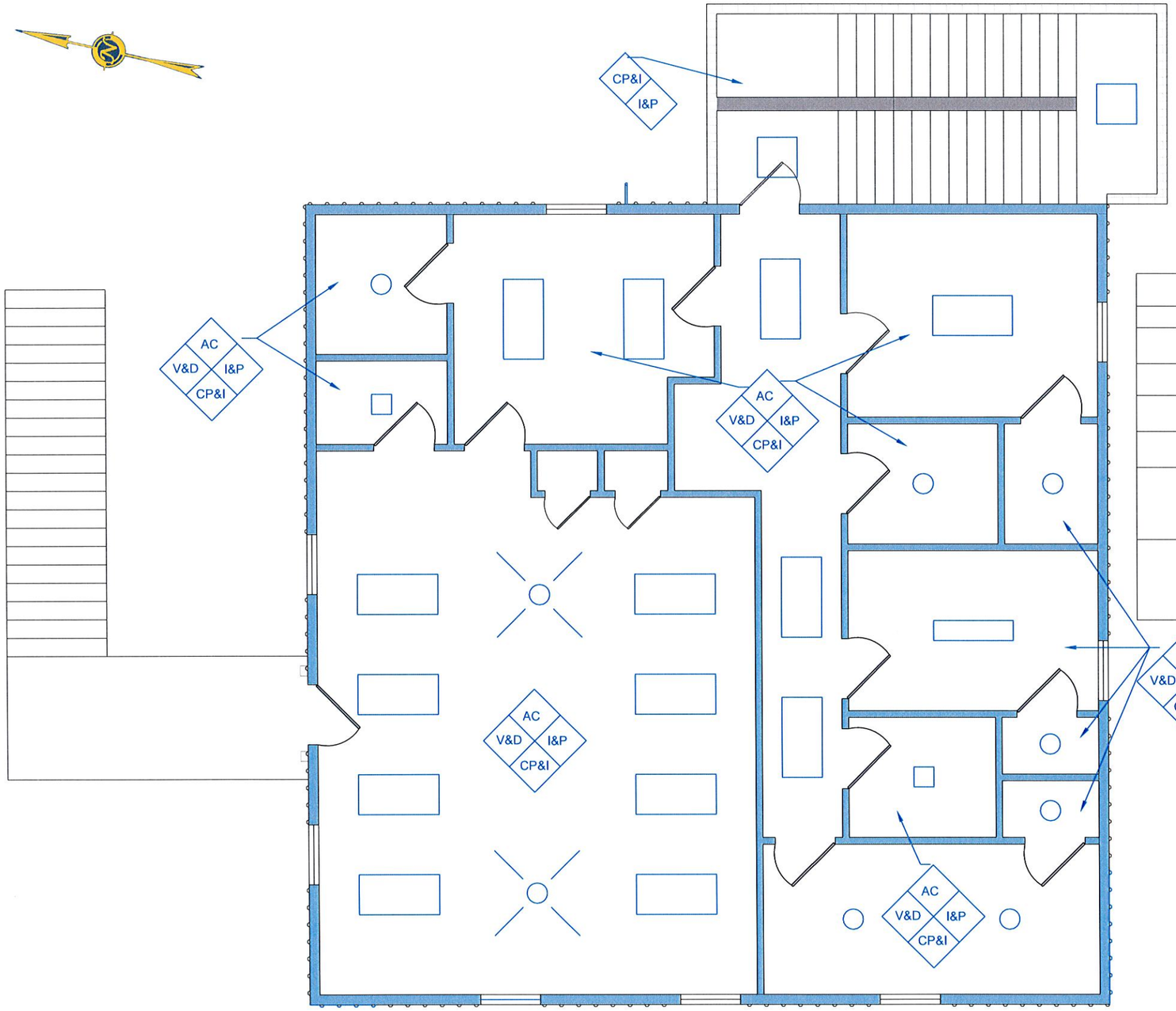

REPAIR SCHEDULE	
SYMBOL	DESCRIPTION
AC	REMOVE AND REPLACE ACOUSTICAL CEILING TILE
V&D	REMOVE AND REPLACE VENTS AND AC DUCTS
CP&I	REMOVE AND REPLACE CEILING PLYWOOD AND INSULATION
I&P	REMOVE AND REPLACE ALL WALL INSULATION AND PANELING

LIGHT FIXTURE LEGEND	
SYMBOL	DESCRIPTION
	EXISTING 4' x 4 BULB FLUORESCENT LIGHT FIXTURE
	EXISTING 4' x 2 BULB FLUORESCENT LIGHT FIXTURE
	EXISTING BATHROOM LIGHT/HEAT/VENT FIXTURE
	EXISTING GLOBE LIGHT FIXTURE
	EXITING 2' x 2' FLUORESCENT LIGHT FIXTURE
	EXISTING CEILING FAN FIXTURE WITH LIGHT

NOTES:

1. ALL ACOUSTICAL CEILING TILE SHOULD BE REMOVED AND REPLACED DUE TO STORM DAMAGE.
2. UPON COMPLETION OF ACOUSTICAL CEILING INSTALLATION, ALL WALLS AND FLOORS IN THE LIVING QUARTERS SHALL BE CLEANED.
3. THE AC VENTS AND AC DUCTS NEED TO BE REMOVED AND REPLACED THROUGHOUT THE LIVING QUARTERS.
4. NOTE THAT THE FLUORESCENT LIGHT FIXTURES MAY BE SWAPPED OUT FOR LED LIGHT FIXTURES. THE ITEM IN THE CONTRACT TO SWAP OUT THE FLUORESCENT LIGHT FIXTURES FOR LED LIGHT FIXTURES IS AN ALTERNATE BID ITEM.
5. THE STRUCTURE SHALL ALSO BE REMEDIATED OF MOLD BY LICENSED AND INSURED MOLD ABATEMENT PROFESSIONALS.

PLAN

SCALE IN FEET

3' 1.5' 0' 3' 6' 9'

GTS ENGINEERING LLC
Coastal Design & Infrastructure
197 Elysian Drive
Houma, LA 70363
O: (985) 219-1000 | F: (985) 475-7014
ENGINEERING • PLANNING • ENVIRONMENTAL CONSULTING

REVISIONS

No.	Description	Date
0	ISSUED FOR BID	08/2022

STATE OF LOUISIANA
KEVAN D. KEISER
License No. 37243
PROFESSIONAL ENGINEER
IN
CIVIL ENGINEERING
8/4/22

THIS DRAWING HAS BEEN REDUCED TO ONE HALF SIZE

THIS DOCUMENT IS THE PROPERTY OF GRAND ISLE SHIP YARD ("GISY"). IT IS TO BE USED ONLY IN CONNECTION WITH WORK BEING PERFORMED BY GISY OR THE APPROVED CONTRACTOR. REPRODUCTION IN WHOLE OR IN PART FOR ANY PURPOSE OTHER THAN WORK PERFORMED BY GISY OR THE APPROVED CONTRACTOR IS FORBIDDEN EXCEPT BY EXPRESS WRITTEN PERMISSION OF GISY. IT IS TO BE SAFEGUARDED AGAINST BOTH DELIBERATE AND INADVERTENT DISCLOSURE TO ANY THIRD PARTY.

LAFOURCHE PARISH FIRE DISTRICT NO. 3

PORT FOURCHON FIRE STATION NO. 12 REHABILITATION

INTERIOR REPAIRS - 2ND FLOOR (REFLECTED CEILING PLAN)

Project number	39130-1360
Date	AUGUST 2022
Designed by	BMH
Drawn by	BMH
Checked by	KDK
Checked by	JJP
Plot Date	August 3, 2022



WATER DAMAGED WALL PANELING



FALLEN CEILING TILE AND DEBRIS ON FLOOR IN LIVING ROOM

FALLEN CEILING TILE AND DEBRIS ON FLOOR IN LIVING ROOM



FALLEN CEILING TILE AND DEBRIS ON FLOOR IN HALLWAY

FALLEN CEILING TILE AND DEBRIS ON FLOOR IN KITCHEN



FALLEN CEILING TILE AND DEBRIS ON FLOOR IN BEDROOM #1



FALLEN CEILING TILE AND DEBRIS ON FLOOR IN BUNKROOM #1

SECURITY CAMERA DAMAGE IN SECURITY CAMERA ROOM

ENGINEERING LLC
Coastal Design & Infrastructure
197 Elysian Drive
Houma, LA 70363
O: (985) 219-1000 | F: (985) 475-7014
ENGINEERING ● PLANNING ● ENVIRONMENTAL CONSULTING

REVISIONS

No.	Description	Date
0	ISSUED FOR BID	08/2022

STATE OF LOUISIANA
KEVAN D. KEISER
License No. 37243
PROFESSIONAL ENGINEER
IN
CIVIL ENGINEERING
8/4/22

THIS DRAWING HAS BEEN REDUCED TO ONE HALF SIZE

THIS DOCUMENT IS THE PROPERTY OF GRAND ISLE SHIP YARD ("GISY"). IT IS TO BE USED ONLY IN CONNECTION WITH WORK BEING PERFORMED BY GISY OR THE APPROVED CONTRACTOR. REPRODUCTION IN WHOLE OR IN PART FOR ANY PURPOSE OTHER THAN WORK PERFORMED BY GISY OR THE APPROVED CONTRACTOR IS FORBIDDEN EXCEPT BY EXPRESS WRITTEN PERMISSION OF GISY. IT IS TO BE SAFEGUARDED AGAINST BOTH DELIBERATE AND INADVERTENT DISCLOSURE TO ANY THIRD PARTY.

LAFOURCHE PARISH FIRE DISTRICT NO. 3

PORT FOURCHON FIRE STATION NO. 12 REHABILITATION

INTERIOR REPAIRS - PICTURES

Project number	39130-1360
Date	AUGUST 2022
Designed by	BMH
Drawn by	BMH
Checked by	KDK
Checked by	JJP
Plot Date	August 3, 2022

M:\Department 39\Client\LM153 - Lafourche Parish Fire District No. 3\1360 Hurricane Ida Damages Restoration\ADD Execution\ARCH Drawings\ARCH DRAWINGS.dwg

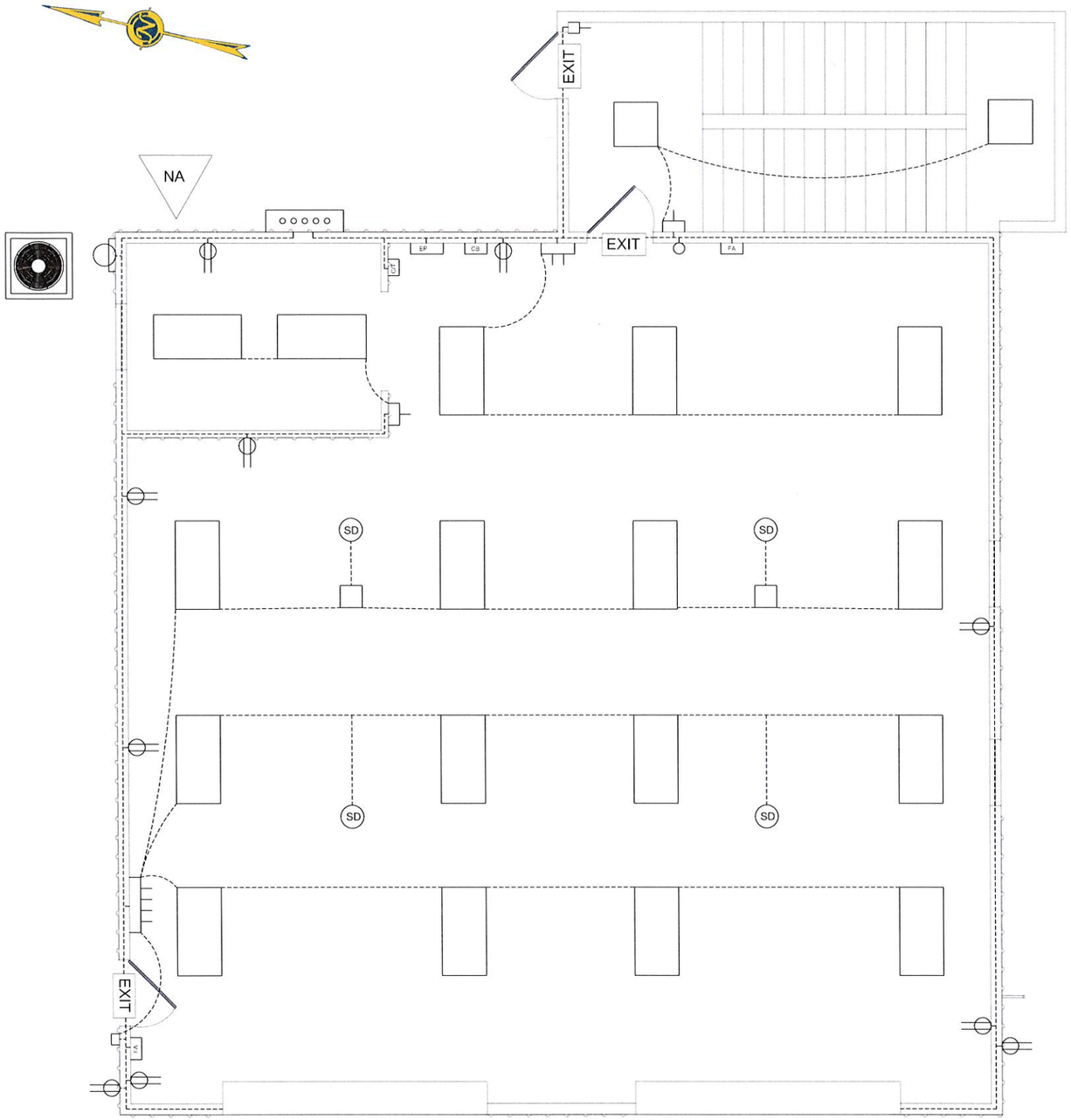

ELECTRICAL EQUIPMENT LEGEND	
SYMBOL	DESCRIPTION
	RECEPTACLES
	LIGHT SWITCHES
FA	FIRE ALARM
EXIT	EXIT SIGN
SD	SMOKE DETECTOR
	CARBON MONOXIDE DETECTOR
EP	INDUSTRIAL WALL FAN
CB	CIRCUIT BREAKER PANEL
	SECURITY CAMERA
	EXTERIOR LIGHT
C/T	CABLE/TELEPHONE RECEPTACLE
	FLOOD LIGHT
NA	NETWORK ANTENNA
	ELECTRIC METER
	EXISTING 2' X 2' FLUORESCENT LIGHT FIXTURE
	EXISTING 4' x 2 BULB FLUORESCENT LIGHT FIXTURE

NOTES:

1. THE ELECTRICAL WORK THROUGHOUT THE STRUCTURE IS LAID OUT TO BE THE BEST OF THE ENGINEER'S KNOWLEDGE. CONTRACTOR SHALL FIELD VERIFY ALL EXISTING ELECTRICAL LOCATIONS, DIMENSIONS, AND EQUIPMENT FOR ELECTRICAL TESTING AND INSPECTION.

PLAN

SCALE IN FEET

3' 1.5' 0' 3' 6' 9'

GIS ENGINEERING LLC
Coastal Design & Infrastructure
197 Elysian Drive
Houma, LA 70363
O: (985) 219-1000 | F: (985) 475-7014
ENGINEERING • PLANNING • ENVIRONMENTAL CONSULTING

REVISIONS

No.	Description	Date
0	ISSUED FOR BID	08/2022

STATE OF LOUISIANA
KEVAN D. KEISER
License No. 37243
PROFESSIONAL ENGINEER
IN
CIVIL ENGINEERING
8/4/22

THIS DRAWING HAS BEEN REDUCED TO ONE HALF SIZE

THIS DOCUMENT IS THE PROPERTY OF GRAND ISLE SHIP YARD ("GISY"). IT IS TO BE USED ONLY IN CONNECTION WITH WORK BEING PERFORMED BY GISY OR THE APPROVED CONTRACTOR. REPRODUCTION IN WHOLE OR IN PART FOR ANY PURPOSE OTHER THAN WORK PERFORMED BY GISY OR THE APPROVED CONTRACTOR IS FORBIDDEN EXCEPT BY EXPRESS WRITTEN PERMISSION OF GISY. IT IS TO BE SAFEGUARDED AGAINST BOTH DELIBERATE AND INADVERTENT DISCLOSURE TO ANY THIRD PARTY.

LAFOURCHE PARISH FIRE DISTRICT NO. 3

PORT FOURCHON FIRE STATION NO. 12 REHABILITATION

ELECTRICAL PLAN - GROUND FLOOR EXISTING

Project number	39130-1360
Date	AUGUST 2022
Designed by	BMH
Drawn by	BMH
Checked by	KDK
Checked by	JJP
Plot Date	August 3, 2022

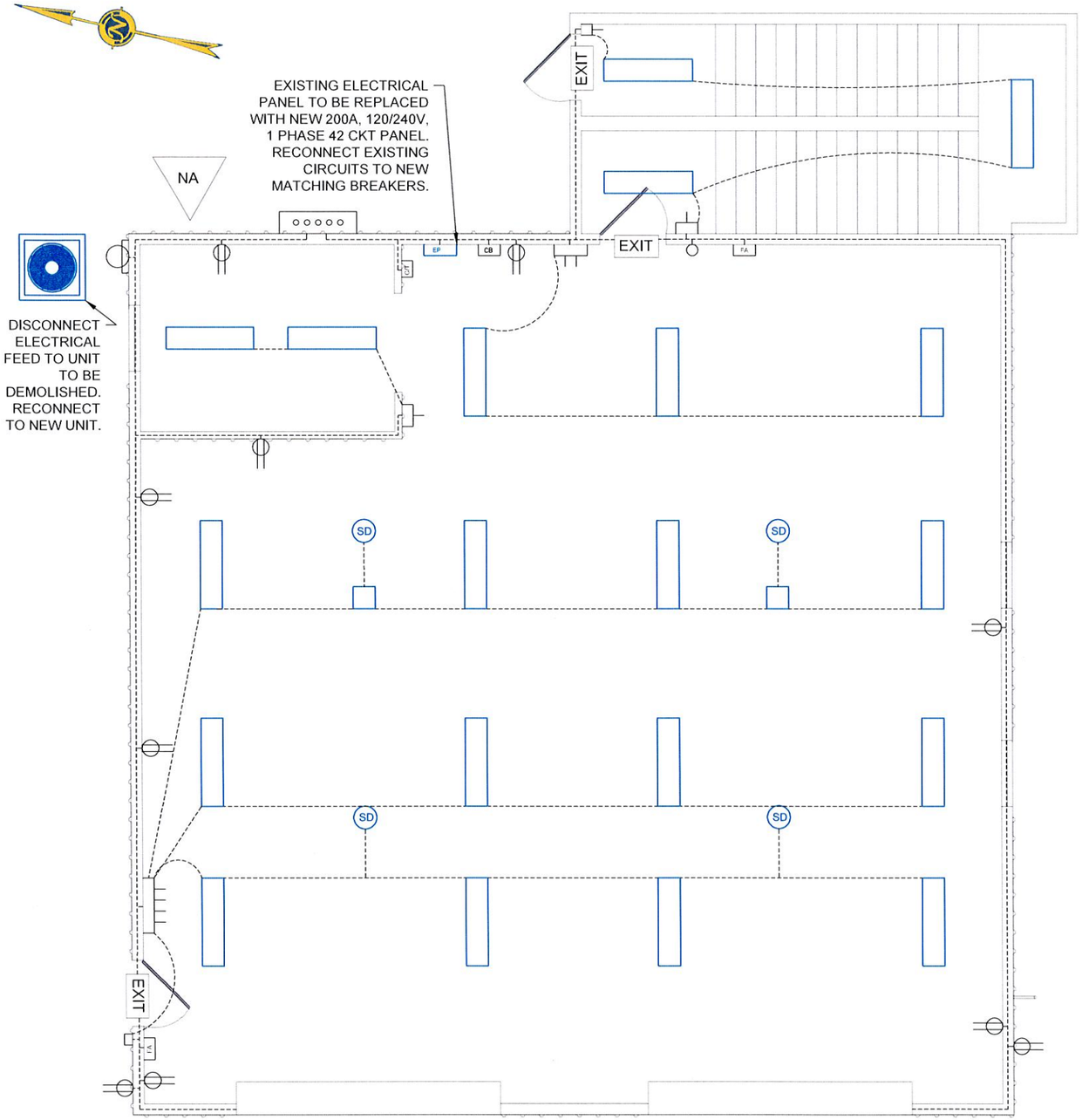

ELECTRICAL EQUIPMENT LEGEND	
SYMBOL	DESCRIPTION
	RECEPTACLES
	LIGHT SWITCHES
FA	FIRE ALARM
EXIT	EXIT SIGN
SD	SMOKE DETECTOR
	CARBON MONOXIDE DETECTOR
EP	INDUSTRIAL WALL FAN
CB	CIRCUIT BREAKER PANEL
	SECURITY CAMERA
	EXTERIOR LIGHT
C/T	CABLE/TELEPHONE RECEPTACLE
	FLOOD LIGHT
NA	NETWORK ANTENNA
	ELECTRIC METER
	NEW LED LIGHT FIXTURE (ALT. BID ITEM NO. 1)

LIGHT FIXTURE REPLACEMENT SCHEDULE			
MARK	FIXTURE	MANUFACTURER	MODEL NUMBER
	LED LIGHT FIXTURE	LSI INDUSTRIES, INC	LPEC24 SM

NOTES:
1. EXISTING PANEL TO BE REMOVED AND REPLACED WITH NEW. EXISTING FEEDER AND ACTIVE BRANCH CIRCUITS SHALL BE REUSED. DISCONNECT CIRCUITS THAT ORIGINATE FROM EXISTING PANEL AND RECONNECT HEM TO NEW PANEL. NEW PANEL SHALL BE PROVIDED WITH CIRCUIT BREAKERS WITH RATINGS AND QUANTITIES THAT MATCH EXISTING.
2. ALL FIXTURES TO BE DIRECT REPLACEMENT. MAINTAIN EXISTING JUNCTION BOXES AND BRANCH CIRCUITRY.
3. INSPECT ALL JUNCTION BOXES AND WIRING DURING FIXTURE REPLACEMENT.
4. ALL SMOKE DETECTORS AND CARBON MONOXIDE DETECTORS TO BE REPLACED WITH SAME TYPE. CONFIRM DEVICES ARE COMPATIBLE WITH EXISTING FIRE ALARM SYSTEM TO REMAIN.

PLAN
SCALE IN FEET
3' 1.5' 0' 3' 6' 9'

GTS ENGINEERING LLC
Coastal Design & Infrastructure
197 Elysian Drive
Houma, LA 70363
O: (985) 219-1000 | F: (985) 475-7014
ENGINEERING • PLANNING • ENVIRONMENTAL CONSULTING

REVISIONS

No.	Description	Date
0	ISSUED FOR BID	08/2022

STATE OF LOUISIANA
KEVAN D. KEISER
License No. 37243
PROFESSIONAL ENGINEER
IN
CIVIL ENGINEERING
8/4/22

THIS DRAWING HAS BEEN REDUCED TO ONE HALF SIZE

THIS DOCUMENT IS THE PROPERTY OF GRAND ISLE SHIP YARD ("GISY"). IT IS TO BE USED ONLY IN CONNECTION WITH WORK BEING PERFORMED BY GISY OR THE APPROVED CONTRACTOR. REPRODUCTION IN WHOLE OR IN PART FOR ANY PURPOSE OTHER THAN WORK PERFORMED BY GISY OR THE APPROVED CONTRACTOR IS FORBIDDEN EXCEPT BY EXPRESS WRITTEN PERMISSION OF GISY. IT IS TO BE SAFEGUARDED AGAINST BOTH DELIBERATE AND INADVERTENT DISCLOSURE TO ANY THIRD PARTY.

LAFOURCHE PARISH FIRE DISTRICT NO. 3

PORT FOURCHON FIRE STATION NO. 12 REHABILITATION

ELECTRICAL PLAN - GROUND FLOOR PROPOSED

Project number	39130-1360
Date	AUGUST 2022
Designed by	BMH
Drawn by	BMH
Checked by	KDK
Checked by	JJP
Plot Date	August 3, 2022

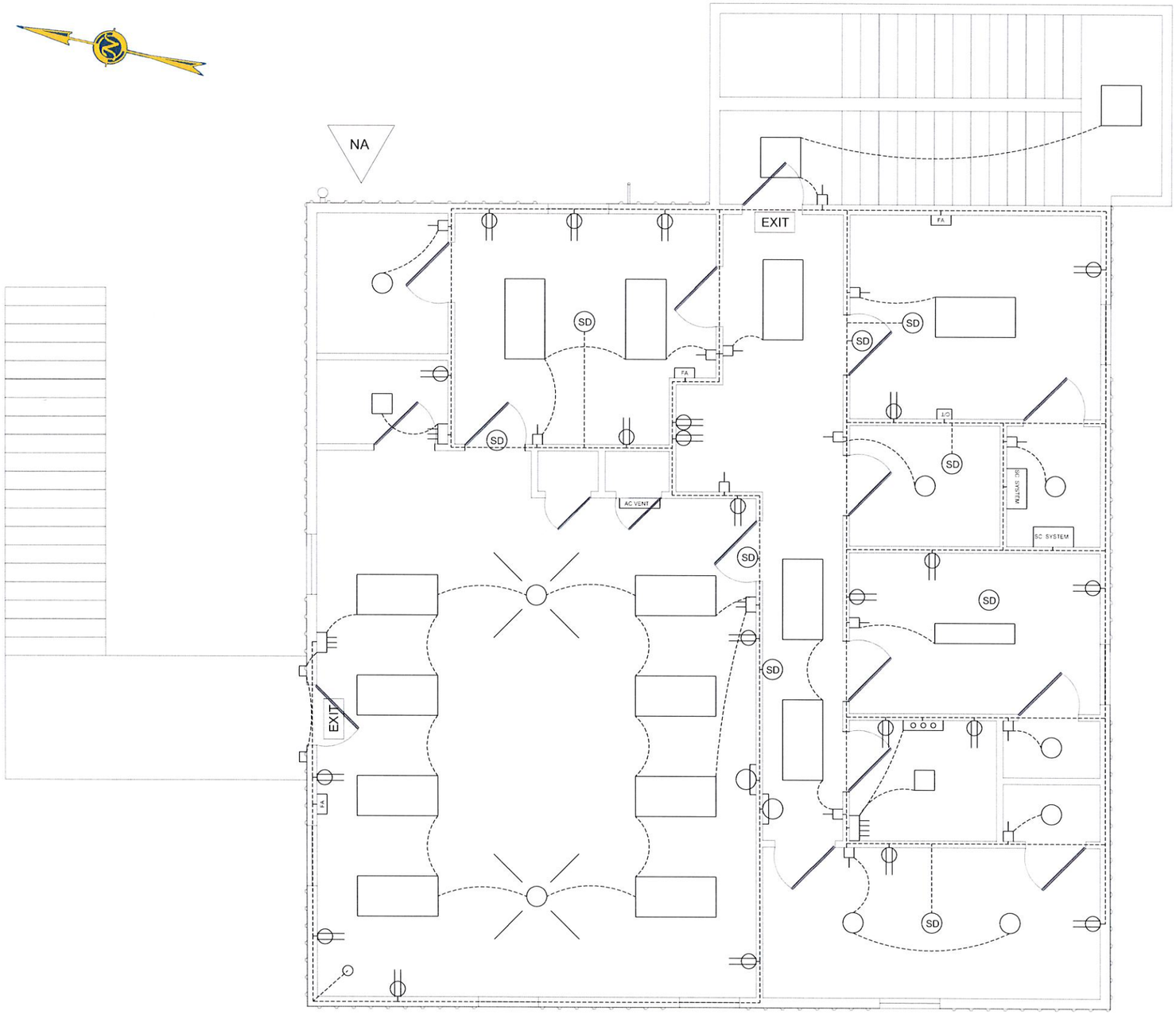

ELECTRICAL EQUIPMENT LEGEND	
SYMBOL	DESCRIPTION
	RECEPTACLES
	LIGHT SWITCHES
FA	FIRE ALARM
SD	SMOKE DETECTOR
	SECURITY CAMERA
	EXTERIOR LIGHT FIXTURE
C/T	CABLE/TELEPHONE RECEPTACLE
	FLOOD LIGHT
NA	NETWORK ANTENNA
	VANITY LIGHT FIXTURE
AC VENT	AIR CONDITION VENT
SC SYSTEM	SECURITY CAMERA SYSTEM
	EXISTING 4' x 2 BULB FLUORESCENT LIGHT FIXTURE
	EXISTING 4' x 4 BULB FLUORESCENT LIGHT FIXTURE
	EXISTING BATHROOM LIGHT/HEAT/VENT FIXTURE
	EXISTING GLOBE LIGHT FIXTURE
	EXISTING 2' X 2' FLUORESCENT LIGHT FIXTURE
	EXISTING CEILING FAN FIXTURE WITH LIGHT
	EXISTING SECURITY CAMERA

PLAN
SCALE IN FEET
3' 1.5' 0' 3' 6' 9'

ENGINEERING LLC
Coastal Design & Infrastructure
197 Elysian Drive
Houma, LA 70363
O: (985) 219-1000 | F: (985) 475-7014
ENGINEERING ● PLANNING ● ENVIRONMENTAL CONSULTING

REVISIONS

No.	Description	Date
0	ISSUED FOR BID	08/2022

STATE OF LOUISIANA
KEVAN D. KEISER
License No. 37243
PROFESSIONAL ENGINEER
IN
CIVIL ENGINEERING
8/4/22

THIS DRAWING HAS BEEN REDUCED TO ONE HALF SIZE

THIS DOCUMENT IS THE PROPERTY OF GRAND ISLE SHIP YARD ("GISY"). IT IS TO BE USED ONLY IN CONNECTION WITH WORK BEING PERFORMED BY GISY OR THE APPROVED CONTRACTOR. REPRODUCTION IN WHOLE OR IN PART FOR ANY PURPOSE OTHER THAN WORK PERFORMED BY GISY OR THE APPROVED CONTRACTOR IS FORBIDDEN EXCEPT BY EXPRESS WRITTEN PERMISSION OF GISY. IT IS TO BE SAFEGUARDED AGAINST BOTH DELIBERATE AND INADVERTENT DISCLOSURE TO ANY THIRD PARTY.

LAFOURCHE PARISH FIRE DISTRICT NO. 3

PORT FOURCHON FIRE STATION NO. 12 REHABILITATION

ELECTRICAL PLAN - 2ND FLOOR EXISTING

Project number	39130-1360
Date	AUGUST 2022
Designed by	BMH
Drawn by	BMH
Checked by	KDK
Checked by	JJP
Plot Date	August 3, 2022

M:\Department 39\Client\LAFD3 - Lafourche Parish Fire District No. 3\1360 Hurricane Ida Damages Restoration\400 Execution\460 Drawings\Arch\1360-LFD3-12VF-FINAL ELECTRICAL PLAN.dwg

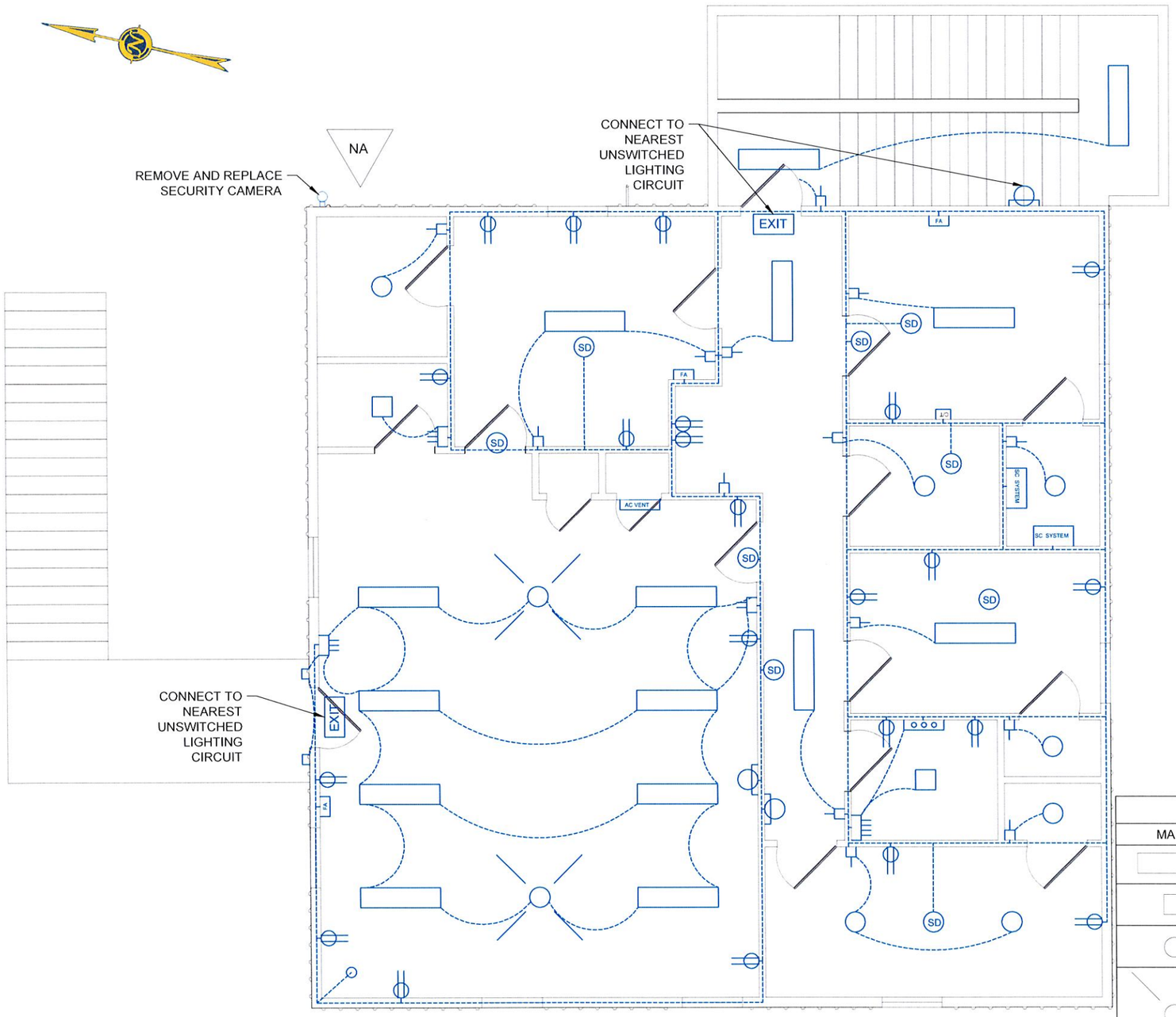

ELECTRICAL EQUIPMENT LEGEND	
SYMBOL	DESCRIPTION
	RECEPTACLES
	LIGHT SWITCHES
FA	FIRE ALARM
SD	SMOKE DETECTOR
	SECURITY CAMERA
	EXTERIOR LIGHT FIXTURE
C/T	CABLE/TELEPHONE RECEPTACLE
	FLOOD LIGHT
NA	NETWORK ANTENNA
	VANITY LIGHT FIXTURE
AC VENT	AIR CONDITION VENT
SC SYSTEM	SECURITY CAMERA SYSTEM
	NEW GLOBE LIGHT FIXTURE
	NEW BATHROOM LIGHT/HEAT/VENT FIXTURE
	NEW LED LIGHT FIXTURE (ALT. BID ITEM NO. 1)
	NEW CEILING FAN FIXTURE WITHOUT LIGHT
	NEW SECURITY CAMERA

LIGHT FIXTURE REPLACEMENT SCHEDULE			
MARK	FIXTURE	MANUFACTURER	MODEL NUMBER
	LED LIGHT FIXTURE	LSI INDUSTRIES, INC.	LPEC24 SM
	BATHROOM LIGHT/HEAT/VENT	BROAN-NUTONE	BHFLED80
	GLOBE LIGHT FIXTURE	PROGRESS LIGHTING	P35-0002-009-30
	CEILING FAN FIXTURE	MINKA AIRE	F568
EXIT	LED COMBO EXIT/EMERGENCY	LSI INDUSTRIES, INC.	LPRX R U WH LD11
	LED EMERGENCY UNIT	LSI INDUSTRIES, INC.	LTEM WH

PLAN
SCALE IN FEET
3' 1.5' 0' 3' 6' 9'

NOTES:
1. ALL FIXTURES TO BE DIRECT REPLACEMENT OF EXISTING.
2. ALL SMOKE DETECTORS AND CARBON MONOXIDE DETECTORS TO BE REPLACED WITH SAME TYPE.
3. ALL RECEPTACLES, BACK BOXES, AND WIRING TO BE REPLACED WITH NEW.
4. CONTRACTOR HAS OPTION OF REUSING EXISTING WIRING AFTER COMPLETION OF PROPER TESTING. VERIFY PROPER OPERATION OF ALL 120V RECEPTACLES AND TEST ASSOCIATED BRANCH CIRCUITRY THROUGHOUT AREA OF CONSTRUCTION.

WIRING AND/OR RECEPTACLES AS REQUIRED. CIRCUIT TESTS SHALL INCLUDE:
1. CONTINUITY TEST: CHECK CONDUCTORS FOR CONTINUITY AND FOR SHORT CIRCUITS.
2. INSULATION RESISTANCE (MEGGER) TEST: INSULATION RESISTANT SHALL NOT BE BELOW 1,000,000 OHMS MEASURED FROM CONDUCTOR TO CONDUCTOR.
3. VOLTAGE DROP TEST: TEST VOLTAGE OF RECEPTACLES UNDER LOAD. VOLTAGE SHALL NOT BE BELOW 115V.
4. GROUND INTEGRITY TEST: MEASURE IMPEDANCE OF EQUIPMENT GROUND CONDUCTOR. IMPEDANCE SHALL NOT BE LESS THAN 10 OHMS.

GIS ENGINEERING LLC
Coastal Design & Infrastructure
197 Elysian Drive
Houma, LA 70363
O: (985) 219-1000 | F: (985) 475-7014
ENGINEERING • PLANNING • ENVIRONMENTAL CONSULTING

REVISIONS

No.	Description	Date
0	ISSUED FOR BID	08/2022

STATE OF LOUISIANA
KEVAN D. KEISER
License No. 37243
PROFESSIONAL ENGINEER
IN
CIVIL ENGINEERING
8/4/22

THIS DRAWING HAS BEEN REDUCED TO ONE HALF SIZE

THIS DOCUMENT IS THE PROPERTY OF GRAND ISLE SHIP YARD ("GISY"). IT IS TO BE USED ONLY IN CONNECTION WITH WORK BEING PERFORMED BY GISY OR THE APPROVED CONTRACTOR. REPRODUCTION IN WHOLE OR IN PART FOR ANY PURPOSE OTHER THAN WORK PERFORMED BY GISY OR THE APPROVED CONTRACTOR IS FORBIDDEN EXCEPT BY EXPRESS WRITTEN PERMISSION OF GISY. IT IS TO BE SAFEGUARDED AGAINST BOTH DELIBERATE AND INADVERTENT DISCLOSURE TO ANY THIRD PARTY.

LAFOURCHE PARISH FIRE DISTRICT NO. 3

PORT FOURCHON FIRE STATION NO. 12 REHABILITATION

ELECTRICAL PLAN - 2ND FLOOR PROPOSED

Project number	39130-1360
Date	AUGUST 2022
Designed by	BMH
Drawn by	BMH
Checked by	KDK
Checked by	JJP
Plot Date	August 3, 2022

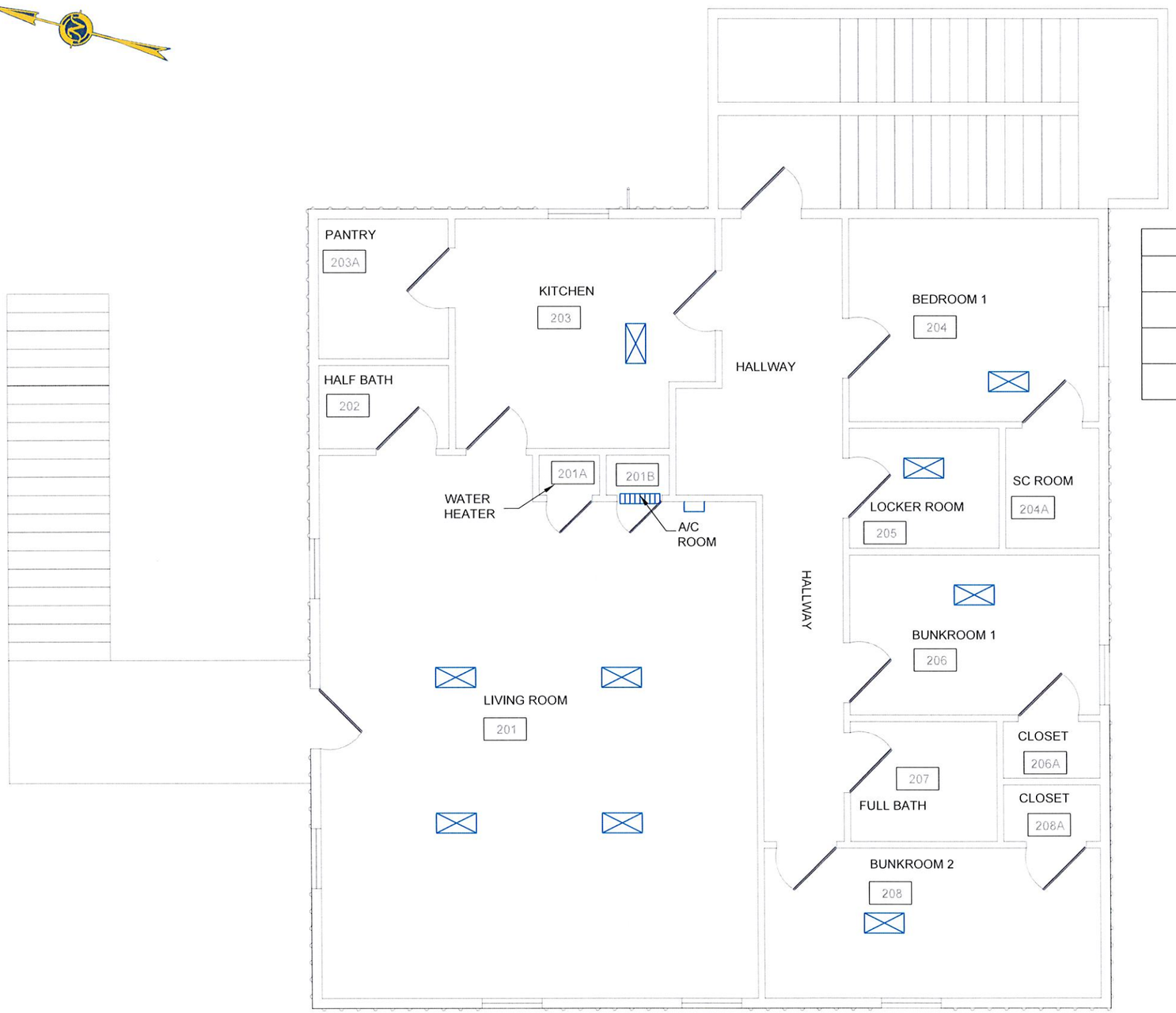

MECHANICAL COMPONENTS	
SYMBOL	DESCRIPTION
	CEILING AC VENT COVERS
	WALL AC VENT COVER
	THERMOSTAT

NOTES:
1. THE CONTRACTOR SHALL NOTE THAT THE LOCATIONS OF ALL AC VENT COVERS ARE APPROXIMATE. THE CONTRACTOR SHALL TAKE MORE ACCURATE MEASUREMENTS PRIOR TO THE BEGINNING OF INSPECTION AND/OR CONSTRUCTION.
2. THE CONTRACTOR SHALL NOTE ALL HVAC COMPONENTS SHALL BE REPLACED.

GIS ENGINEERING LLC
Coastal Design & Infrastructure
197 Elysian Drive
Houma, LA 70363
O: (985) 219-1000 | F: (985) 475-7014
ENGINEERING • PLANNING • ENVIRONMENTAL CONSULTING

REVISIONS

No.	Description	Date
0	ISSUED FOR BID	08/2022

STATE OF LOUISIANA
KEVAN D. KEISER
License No. 37243
PROFESSIONAL ENGINEER
IN
CIVIL ENGINEERING
8/4/22

THIS DRAWING HAS BEEN REDUCED TO ONE HALF SIZE

THIS DOCUMENT IS THE PROPERTY OF GRAND ISLE SHIP YARD ("GISY"). IT IS TO BE USED ONLY IN CONNECTION WITH WORK BEING PERFORMED BY GISY OR THE APPROVED CONTRACTOR. REPRODUCTION IN WHOLE OR IN PART FOR ANY PURPOSE OTHER THAN WORK PERFORMED BY GISY OR THE APPROVED CONTRACTOR IS FORBIDDEN EXCEPT BY EXPRESS WRITTEN PERMISSION OF GISY. IT IS TO BE SAFEGUARDED AGAINST BOTH DELIBERATE AND INADVERTENT DISCLOSURE TO ANY THIRD PARTY.

LAFOURCHE PARISH FIRE DISTRICT NO. 3

PORT FOURCHON FIRE STATION NO. 12 REHABILITATION

MECHANICAL PLAN - SECOND FLOOR

Project number	39130-1360
Date	AUGUST 2022
Designed by	BMH
Drawn by	BMH
Checked by	KDK
Checked by	JJP
Plot Date	August 3, 2022

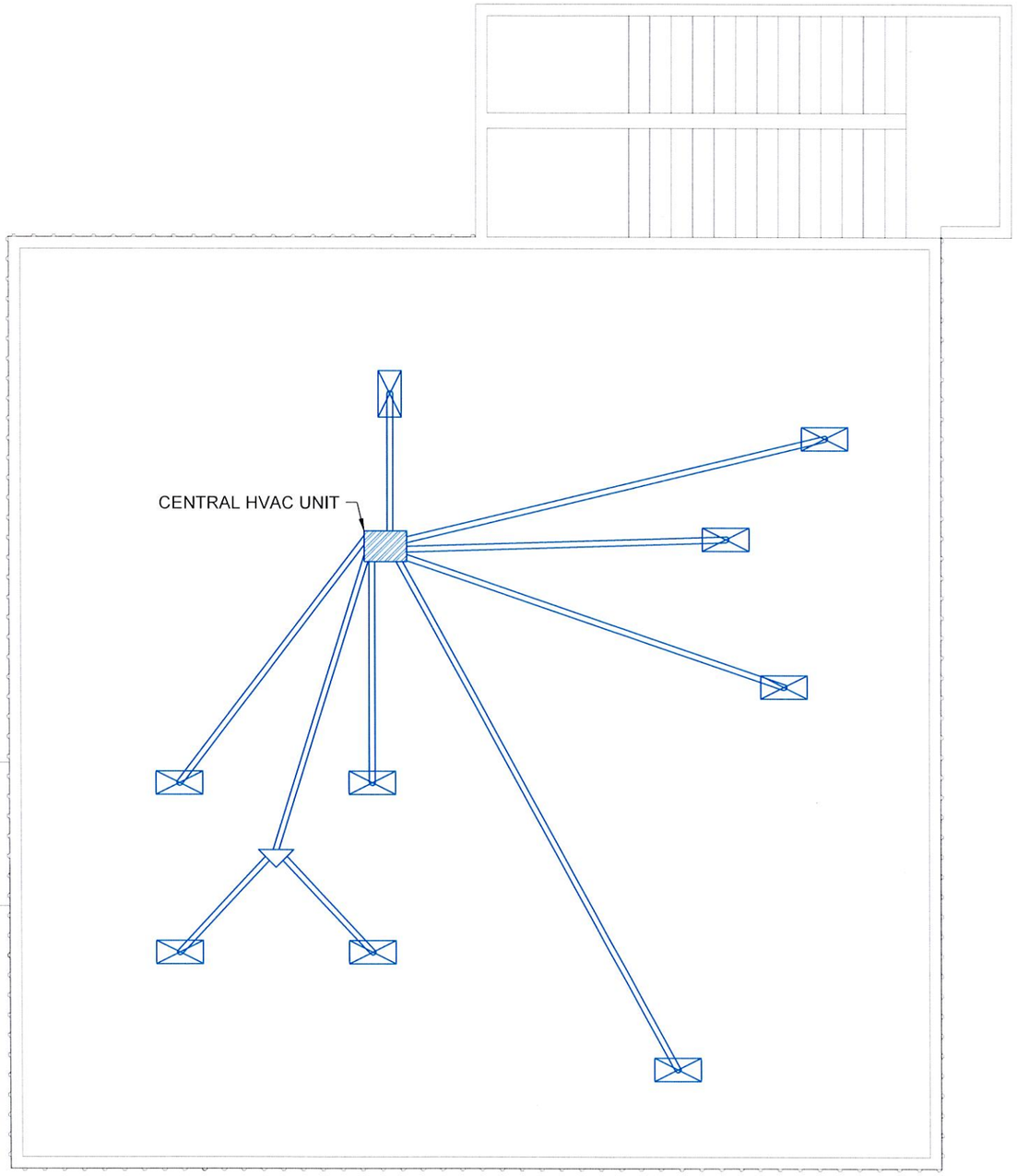

MECHANICAL COMPONENTS	
SYMBOL	DESCRIPTION
	CEILING AC VENT COVERS
	CENTRAL HVAC UNIT
	AC DUCT

DAMAGED CENTRAL HVAC UNIT



DAYLIGHT SEEN THROUGH RIDGE VENT



DAMAGED AC VENT IN ATTIC

NOTES:
1. THE CONTRACTOR SHALL NOTE THAT THE LOCATIONS OF ALL AC DUCTS ARE APPROXIMATE. THE CONTRACTOR SHALL TAKE MORE ACCURATE MEASUREMENTS PRIOR TO THE BEGINNING OF INSPECTION AND/OR CONSTRUCTION.
2. THE CONTRACTOR SHALL NOTE THAT ALL HVAC COMPONENTS SHALL BE REPLACED.

GTS ENGINEERING LLC
Coastal Design & Infrastructure
197 Elysian Drive
Houma, LA 70363
O: (985) 219-1000 | F: (985) 475-7014
ENGINEERING • PLANNING • ENVIRONMENTAL CONSULTING

REVISIONS

No.	Description	Date
0	ISSUED FOR BID	08/2022

STATE OF LOUISIANA
KEVAN D. KEISER
License No. 37243
PROFESSIONAL ENGINEER
IN
CIVIL ENGINEERING
8/4/22

THIS DRAWING HAS BEEN REDUCED TO ONE HALF SIZE

THIS DOCUMENT IS THE PROPERTY OF GRAND ISLE SHIP YARD ("GISY"). IT IS TO BE USED ONLY IN CONNECTION WITH WORK BEING PERFORMED BY GISY OR THE APPROVED CONTRACTOR. REPRODUCTION IN WHOLE OR IN PART FOR ANY PURPOSE OTHER THAN WORK PERFORMED BY GISY OR THE APPROVED CONTRACTOR IS FORBIDDEN EXCEPT BY EXPRESS WRITTEN PERMISSION OF GISY. IT IS TO BE SAFEGUARDED AGAINST BOTH DELIBERATE AND INADVERTENT DISCLOSURE TO ANY THIRD PARTY.

LAFOURCHE PARISH FIRE DISTRICT NO. 3

PORT FOURCHON FIRE STATION NO. 12 REHABILITATION

MECHANICAL PLAN - ATTIC

Project number	39130-1360
Date	AUGUST 2022
Designed by	BMH
Drawn by	BMH
Checked by	KDK
Checked by	JJP
Plot Date	August 3, 2022